



BEACON OPTRONICS

The Shape of light




High Precision secondary  
LED Lenses

# CONTANT

- ◆ ABOUT US
- ◆ PRODUCT NOMENCLATURE
- ◆ OUR CAPABILITIES
- ◆ AVAILABLE BEAM ANGLE
- ◆ APPLICATION
- ◆ GLITTER SERIES
- ◆ GLISTEN SERIES
- ◆ JUPITER SERIES
- ◆ SHIMMER SERIES
- ◆ BLAZE SERIES
- ◆ SUNBEAM SERIES
- ◆ OCULUS SERIES
- ◆ POLSTAR SERIES
- ◆ IGNITE SERIES
- ◆ MOON SERIES
- ◆ SHINE SERIES
- ◆ THEIA SERIES
- ◆ AURA SERIES
- ◆ GALAXY SERIES
- ◆ NOVA SERIES
- ◆ BRIGHT SERIES
- ◆ MISCELLANEOUS ITEM



**BEACON OPTRONICS**  
The Shape Of Light



## ABOUT US

Welcome to Beacon Optronics – Illuminating Excellence in Lens Manufacturing! At Beacon Optronics, we're not just crafting lenses; we're shaping the future of lighting. As a premier lens manufacturing company based in Ghaziabad, we specialize in the art and science of creating optics that redefine brilliance. We are producing cutting-edge lenses for a variety of applications, from streetlights and high bays to stadium lights and industrial fixtures.

As a beacon in the industry, we are dedicated to driving innovation and sustainability, providing lighting solutions that inspire and endure. We are committed to pushing the boundaries of innovation, making sustainable and energy-efficient lighting solutions accessible to all.

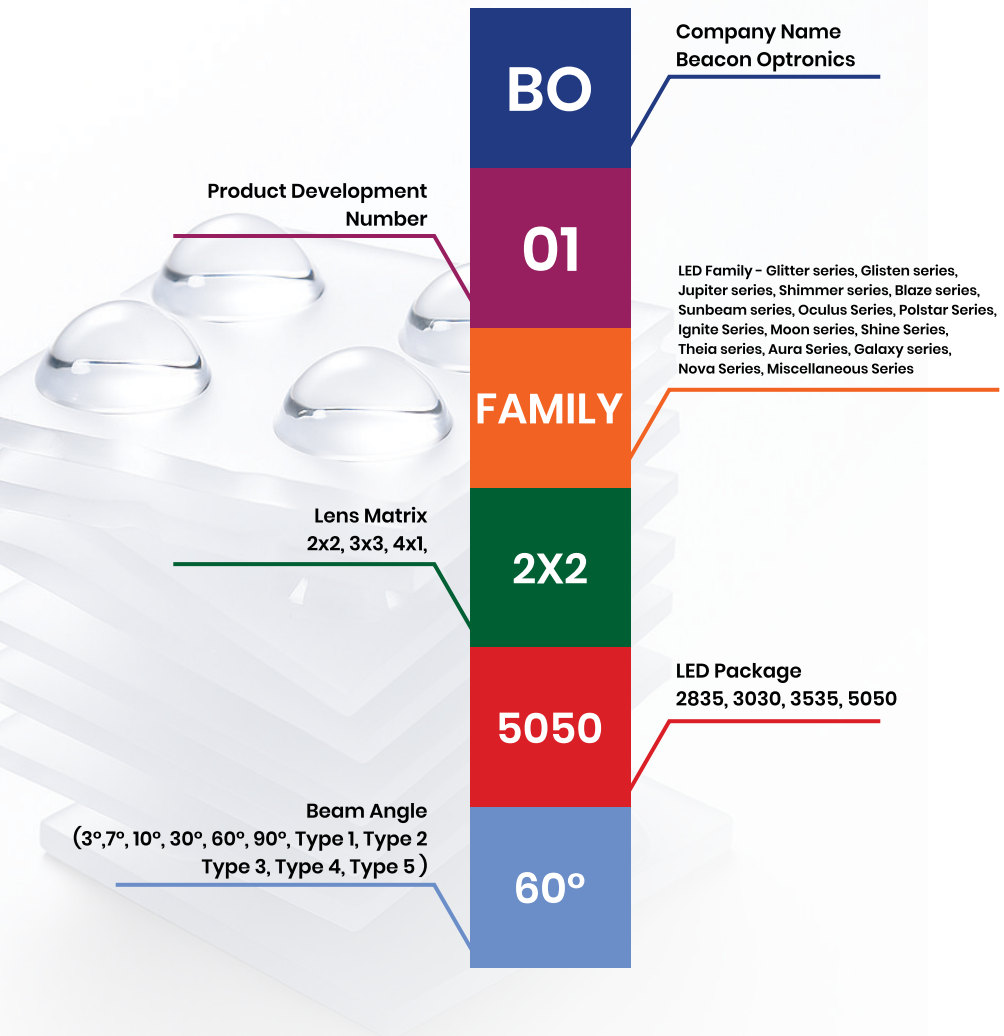
Illuminate your world with Beacon Optronics – where every lens is a testament to our commitment to brilliance!

At Beacon Optronics, Our Know-how Extend Beyond Manufacturing it's ingrained in our culture. We don't just create Lenses; We create solution That redefine illumination. With a relentless commitment to quality and a passion for innovation, we're not just shaping Lenses; We're shaping the future of lighting. Join us on this journey where expertise meets dedication, and together, we'll continue to discover new possibilities in the world of optics



# PRODUCT NOMENCLATURE

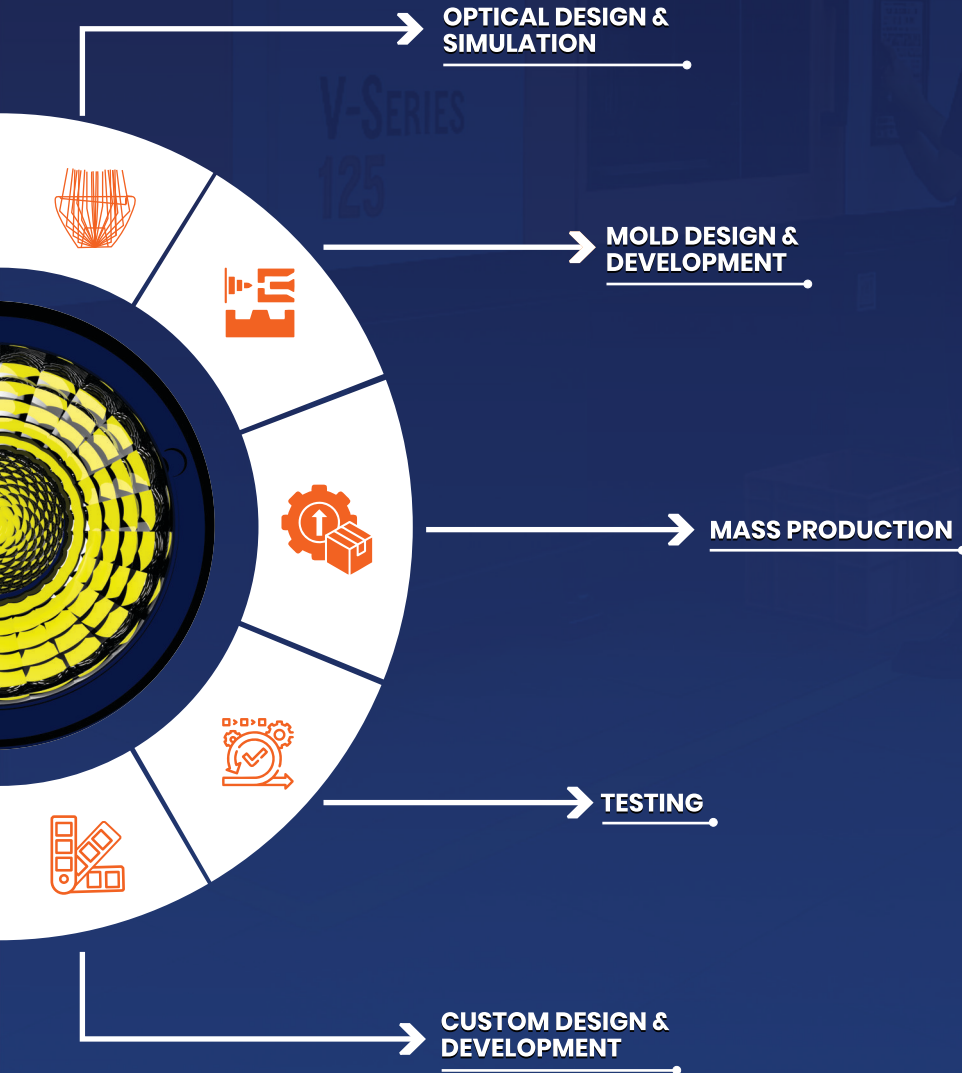
## Bo01-FAMILY-2X2-5050-60°



# OUR CAPABILITIES



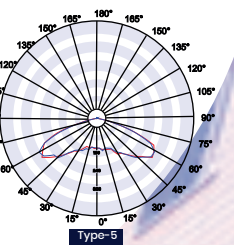
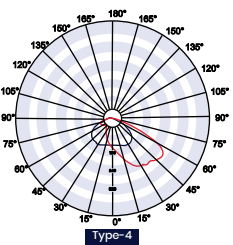
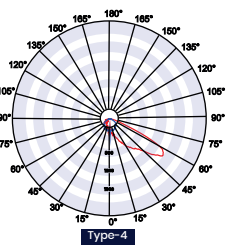
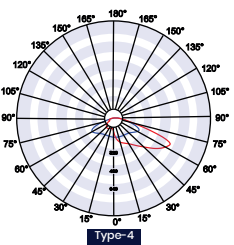
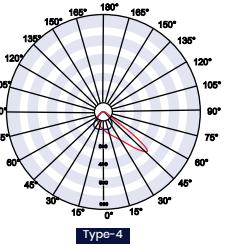
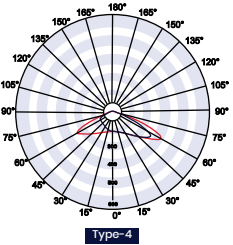
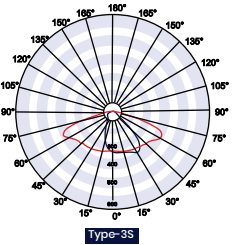
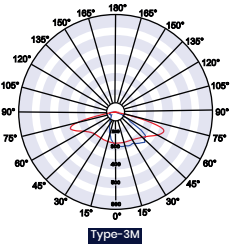
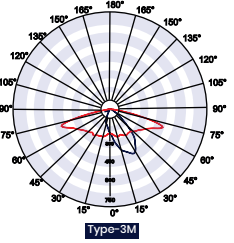
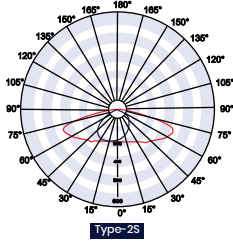
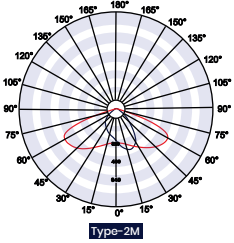
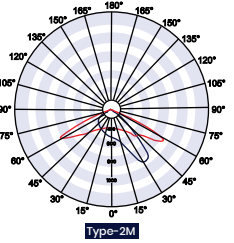
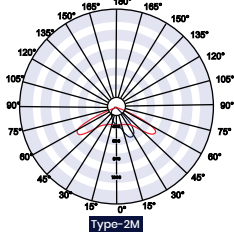
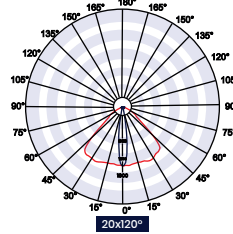
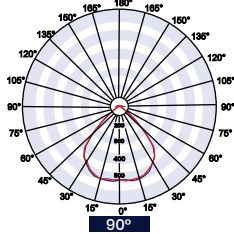
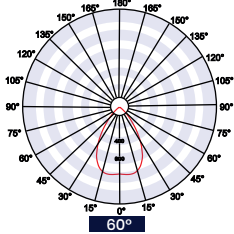
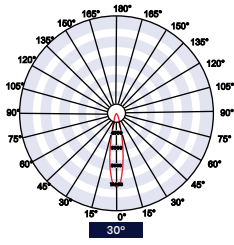
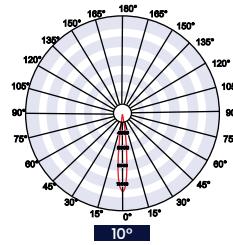
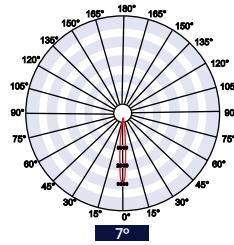
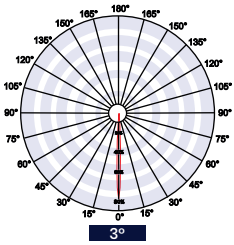
BEACON OPTRONICS  
The Shape Of Light



# AVAILABLE BEAM ANGLE





BEACON OPTRONICS  
The Shape of light



# APPLICATION



BEACON OPTONICS  
The Shape of light





**BEACON OPTRONICS**  
The Shape of light

## **Glitter Series(2x2)**

- Optimized for 5050 LED
- Higher Efficiency
- Street Lighting, High Bay Lighting, Industrial Lighting etc.

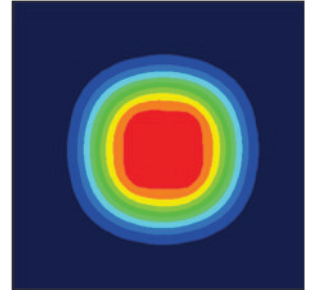
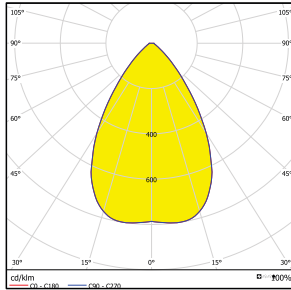



# GLITTER SERIES



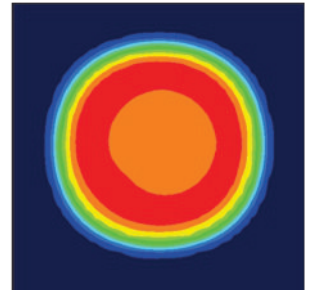
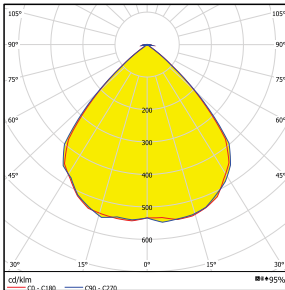

BEACON OPTRONICS  
The Shape of light

## BO01-Glitter-2x2-5050-60°



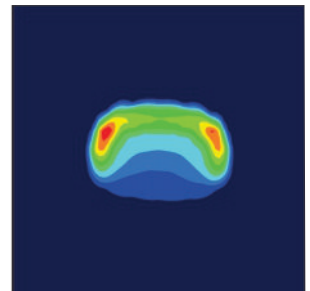
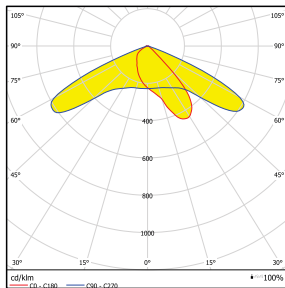
LxWxH (mm)	FWHM	LED Package	LED Brand	Material	Application
50x50x8	60°	5050	Cree, Osram, Seoul, Lumiled, Bridgelux	PC	

## BO02-Glitter-2x2-5050-90°



LxWxH (mm)	FWHM	LED Package	LED Brand	Material	Application
50x50x6.75	90°	5050	Cree, Osram, Seoul, Lumiled, Bridgelux	PC	

## BO03-Glitter-2x2-5050-Type II



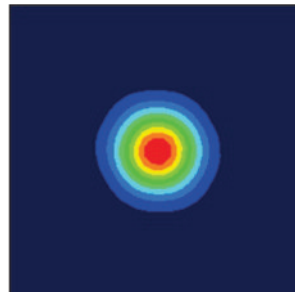
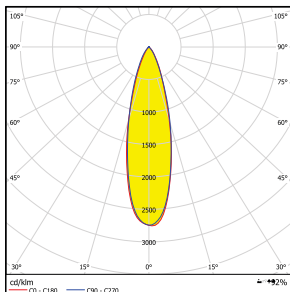
LxWxH (mm)	FWHM	LED Package	LED Brand	Material	Application
50x50x8	Type II	5050	Cree, Osram, Seoul, Lumiled, Bridgelux	PC	

# GLITTER SERIES



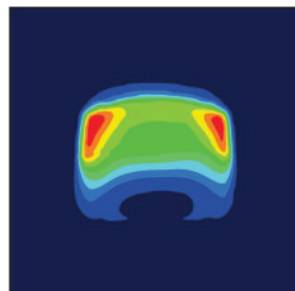
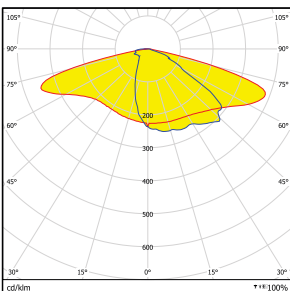

BEACON OPTRONICS  
The Shape of light

## B004-Glitter-2x2-5050-25°(Gen1)



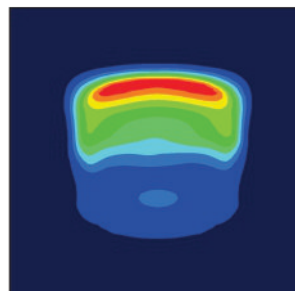
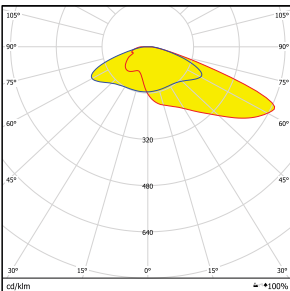
LxWxH (mm)	FWHM	LED Package	LED Brand	Material	Application
50x50x10.6	25°	5050	Cree, Osram, Seoul, Lumiled Bridgelux	PC	

## B013-Glitter-2x2-5050-Type III



LxWxH (mm)	FWHM	LED Package	LED Brand	Material	Application
50x50x8.0	Type III	5050	Cree, Osram, Seoul, Lumiled Bridgelux	PC	

## B014-Glitter-2x2-5050-Type IV



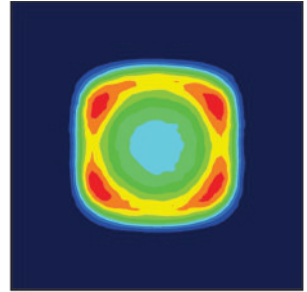
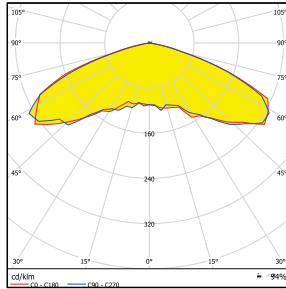
LxWxH (mm)	FWHM	LED Package	LED Brand	Material	Application
50x50x8.5	Type IV	5050	Cree, Osram, Seoul, Lumiled Bridgelux	PC	

# GLITTER SERIES



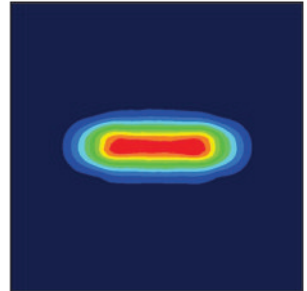
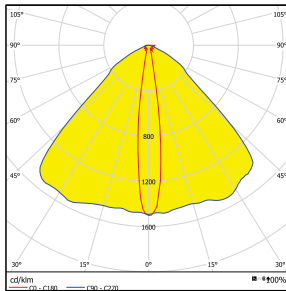

BEACON OPTRONICS  
The Shape of light

## BO15-Glitter-2x2-5050-Type V



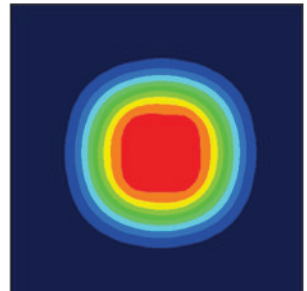
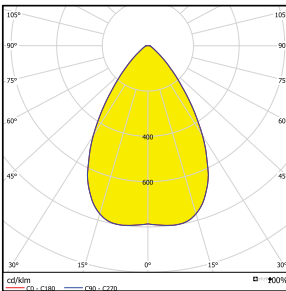

LxWxH (mm)	FWHM	LED Package	LED Brand	Material	Application
50x50x6.5	TypeV	5050	Cree, Osram, Seoul, Lumiled Bridgelux	PC	

## BO33-Glitter-2x2-5050-20x120°



LxWxH (mm)	FWHM	LED Package	LED Brand	Material	Application
50x50x10	20x120°	5050	Cree, Osram, Seoul, Lumiled Bridgelux	PC	

## BO41-Glitter-2x2-5050-60° Sq



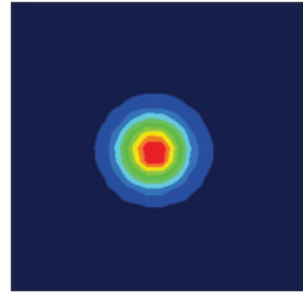
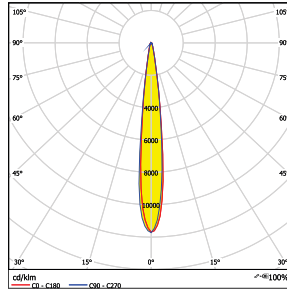

LxWxH (mm)	FWHM	LED Package	LED Brand	Material	Application
50x50x10	60°	5050	Cree, Osram, Seoul, Lumiled Bridgelux	PC	

# GLITTER SERIES



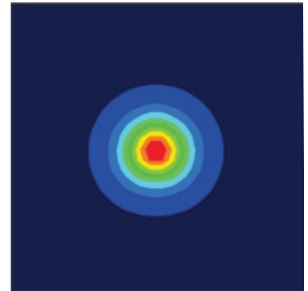
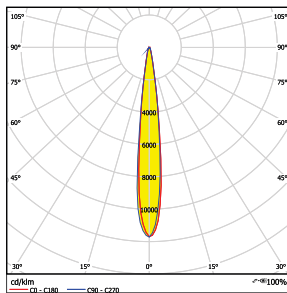

BEACON OPTONICS  
The Shape of light

## BO32-Glitter-2x2-5050-15°



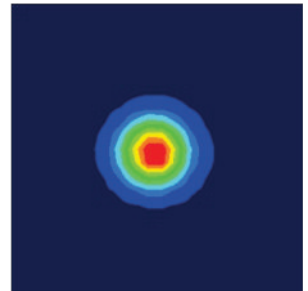
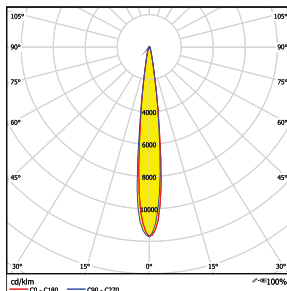
LxWxH (mm)	FWHM	LED Package	LED Brand	Material	Application
50x50x16.5	15°	5050	Cree, Osram, Seoul, Lumiled Bridgelux	PC	

## BO56-Glitter-2x2-5050-20°



LxWxH (mm)	FWHM	LED Package	LED Brand	Material	Application
50x50x13.5	20°	5050	Cree, Osram, Seoul, Lumiled Bridgelux	PC	

## BO32.1-Glitter-2x2-5050-15°



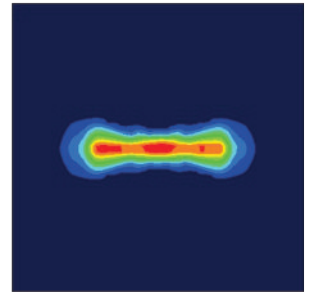
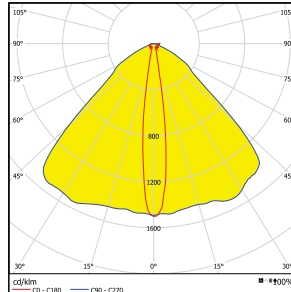
LxWxH (mm)	FWHM	LED Package	LED Brand	Material	Application
50x50x15.4	15°	5050	Cree, Osram, Seoul, Lumiled Bridgelux	PC	

# GLITTER SERIES



BEACON OPTONICS  
The Shape of light

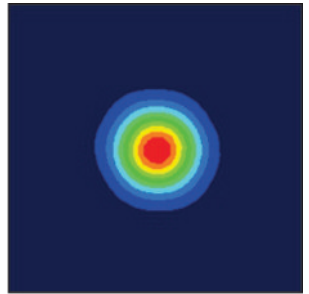
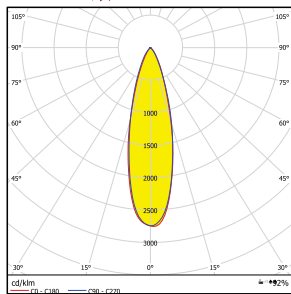

## BO127-Glitter-4x1-120x20°



LxWxH (mm)	FWHM	LED Package	LED Brand	Material	Application
50x50x9	120x20°	5050	Cree, Osram, Seoul, Lumiled Bridgelux	PC	

## BO199-Glitter-2x2-5050-25°(Gen2)

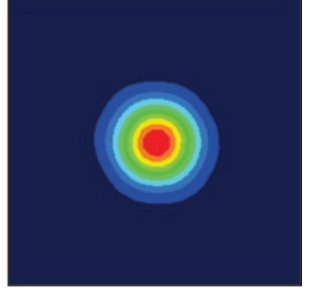
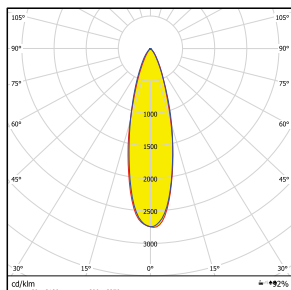
**NEW VERSION**



LxWxH (mm)	FWHM	LED Package	LED Brand	Material	Application
50x50x10.2	25°	5050	Cree, Osram, Seoul, Lumiled Bridgelux	PC	

## BO200-Glitter-2x2-5050-25°(Gen3)

**NEW VERSION**




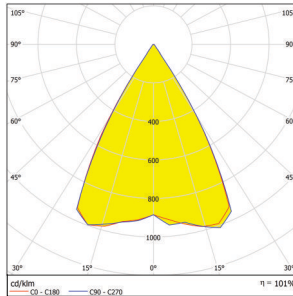
LxWxH (mm)	FWHM	LED Package	LED Brand	Material	Application
50x50x10.2	25°	5050	Cree, Osram, Seoul, Lumiled Bridgelux	PC	

# GLITTER SERIES



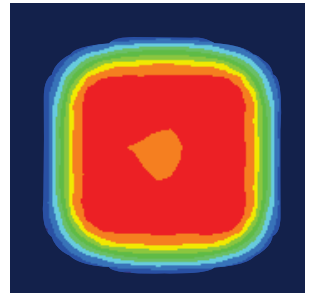
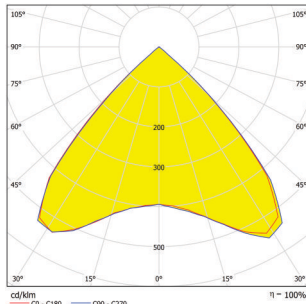
BEACON OPTONICS  
The Shape of light

## BO198-Glitter-2x2-5050-60°(Sq.-Beam)



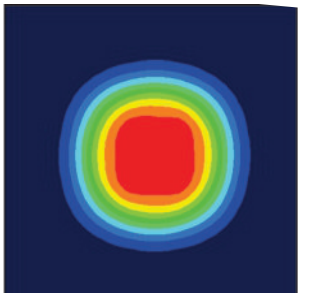
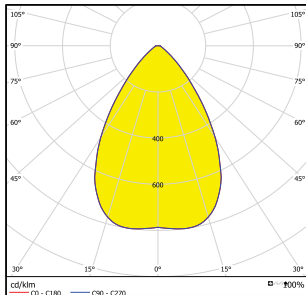

LxWxH (mm)	FWHM	LED Package	LED Brand	Material	Application
50X50X13	60° (Sq.-Beam)	5050	Cree, Osram, Seoul, Lumiled Bridgelux	PC	

## BO343-Glitter-2x2-5050-90°(sq. Beam)



LxWxH (mm)	FWHM	LED Package	LED Brand	Material	Application
50X50X10	90° (Sq.-Beam)	5050	Cree, Osram, Seoul, Lumiled Bridgelux	PC	

## BO220-Glitter-2X2-5050-40°



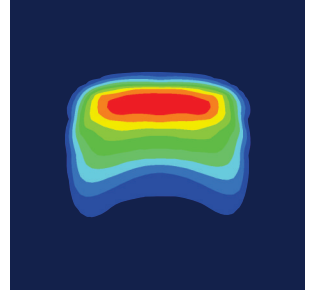
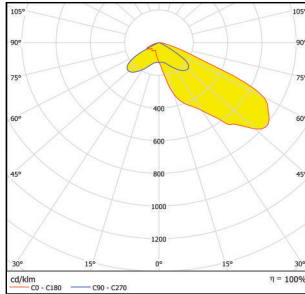

LxWxH (mm)	FWHM	LED Package	LED Brand	Material	Application
50X50X10	40°	5050	Cree, Osram, Seoul, Lumiled Bridgelux	PC	

# GLITTER SERIES



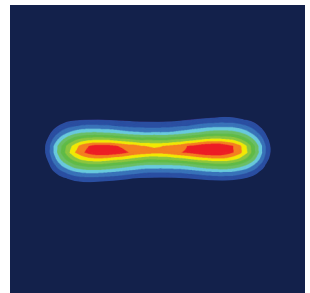
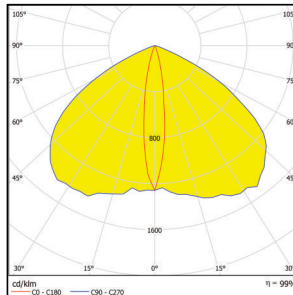

BEACON OPTONICS  
The Shape of light

## BO330-Glitter-2x2-5050-T3VS



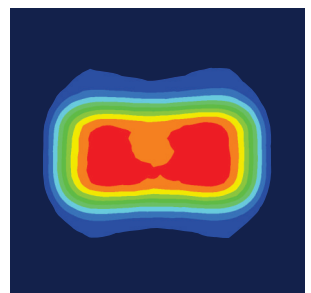
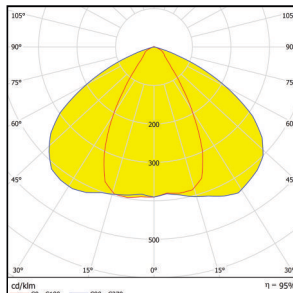

LxWxH (mm)	FWHM	LED Package	LED Brand	Material	Application
50X50X10	140°	5050	Cree, Osram, Seoul, Lumiled Bridgelux	PC	

## BO331-Glitter-2x2-5050-120x20°



LxWxH (mm)	FWHM	LED Package	LED Brand	Material	Application
50x50x11	120x20°	5050	Cree, Osram, Seoul, Lumiled Bridgelux	PC	

## BO332-Glitter-2x2-5050-120x60°



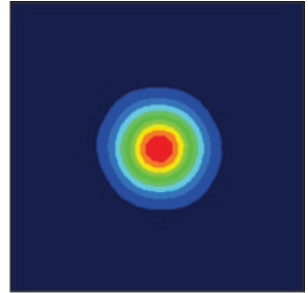
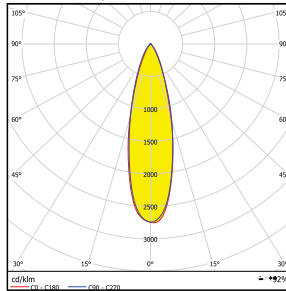

LxWxH (mm)	FWHM	LED Package	LED Brand	Material	Application
50x50x11	120x60°	5050	Cree, Osram, Seoul, Lumiled Bridgelux	PC	

# GLITTER SERIES



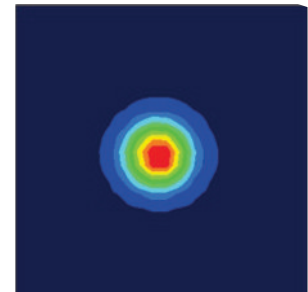
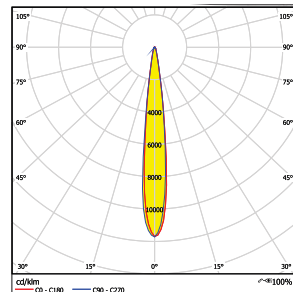

BEACON OPTRONICS  
The Shape of light

## BO335-Glitter-2x2-5050-25°



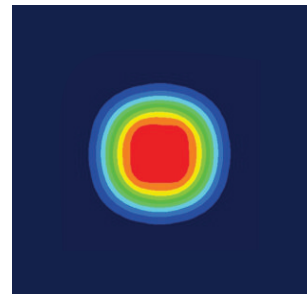
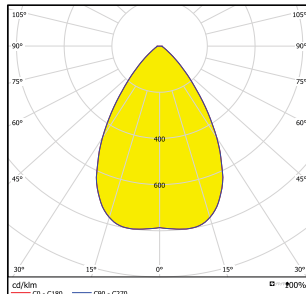
LxWxH (mm)	FWHM	LED Package	LED Brand	Material	Application
50x50x10	25°	5050	Cree, Osram, Seoul, Lumiled Bridgelux	PC	

## BO336-Glitter-2x2-5050-15°



LxWxH (mm)	FWHM	LED Package	LED Brand	Material	Application
50x50x17	15°	5050	Cree, Osram, Seoul, Lumiled Bridgelux	PC	

## BO337-Glitter-2x2-2835/3030&5050-60°



LxWxH (mm)	FWHM	LED Package	LED Brand	Material	Application
50x50x17	60°	5050	Cree, Osram, Seoul, Lumiled Bridgelux	PC	

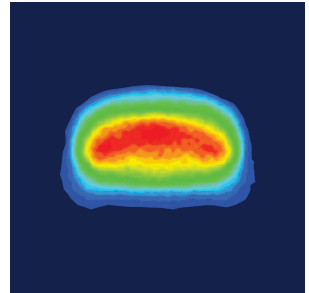
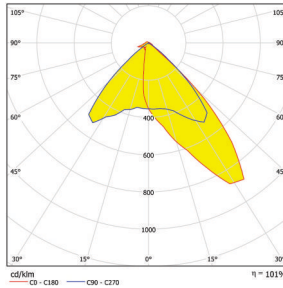

# GLITTER SERIES



BEACON OPTRONICS  
The Shape of light

**NEW**

BO345-Glitter-2x2 -5050-Type III



LxWxH (mm)	FWHM	LED Package	LED Brand	Material	Application
50x50x10	Type III	5050	Cree, Osram, Seoul, Lumiled Bridgelux	PC	  





BEACON OPTRONICS

The Shape of light

## Glisten Series(3x3)

- Optimized for 5050 LED
- Higher Efficiency
- Street Lighting, High Bay Lighting, Industrial Lighting etc.

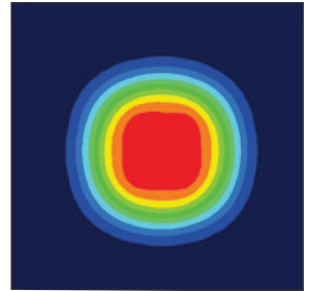
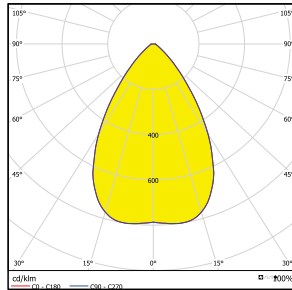



# GLISTEN SERIES



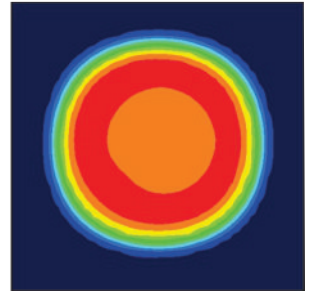
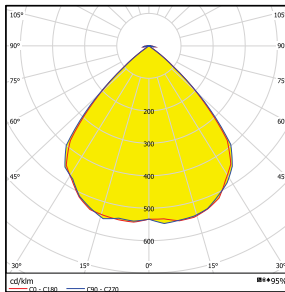

BEACON OPTRONICS  
The Shape of light

## BO05-Glisten-3x3-5050-60°



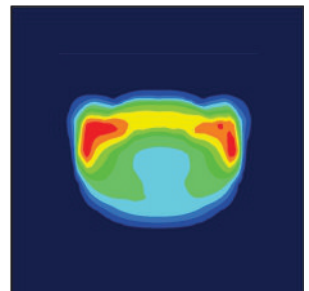
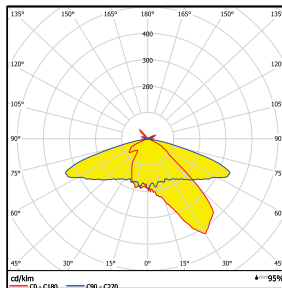
LxWxH (mm)	FWHM	LED Package	LED Brand	Material	Application
50x50x8	60°	5050	Cree, Osram, Seoul, Lumiled Bridgelux	PC	

## BO06-Glisten-3x3-5050-90°



LxWxH (mm)	FWHM	LED Package	LED Brand	Material	Application
50x50x6.5	90°	5050	Cree, Osram, Seoul, Lumiled Bridgelux	PC	

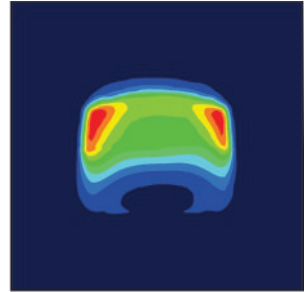
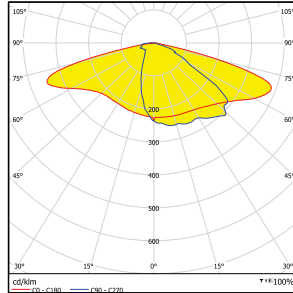

## BO07-Glisten-3x3-5050-Type II



LxWxH (mm)	FWHM	LED Package	LED Brand	Material	Application
50x50x6.2	Type II	5050	Cree, Osram, Seoul, Lumiled Bridgelux	PC	

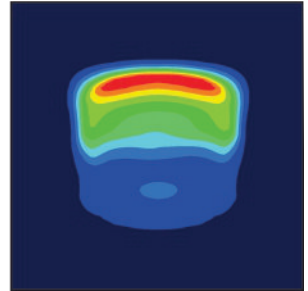
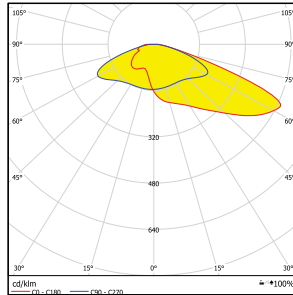



## BO16-Glisten-3x3-5050-Type III



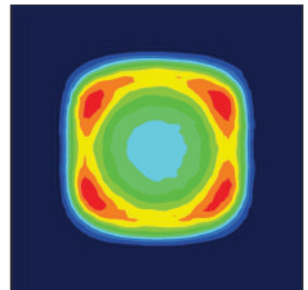
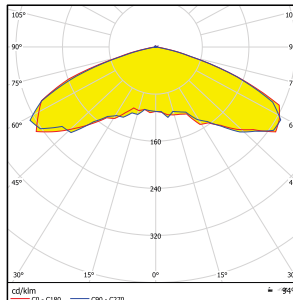
LxWxH (mm)	FWHM	LED Package	LED Brand	Material	Application
50x50x6.5	Type III	5050	Cree, Osram, Seoul, Lumiled Bridgelux	PC	

## BO17-Glisten-3x3-5050-Type IV



LxWxH (mm)	FWHM	LED Package	LED Brand	Material	Application
50x50x7.0	Type IV	5050	Cree, Osram, Seoul, Lumiled Bridgelux	PC	

## BO18-Glisten-3x3-5050-Type V



LxWxH (mm)	FWHM	LED Package	LED Brand	Material	Application
50x50x6.0	Type V	5050	Cree, Osram, Seoul, Lumiled Bridgelux	PC	



**BEACON OPTRONICS**  
The shape of light

# Jupiter Series(8x3)

- Optimized for 5050 LED
- Higher Efficiency
- Street Lighting, High Bay Lighting, Industrial Lighting etc.

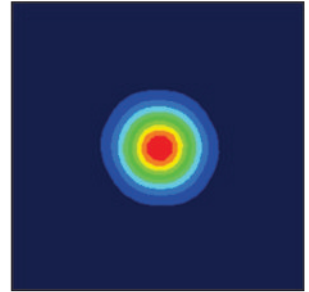
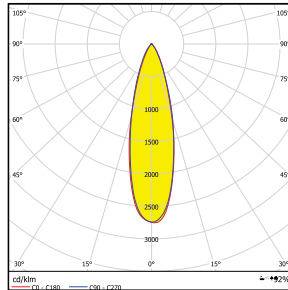



# JUPITER SERIES



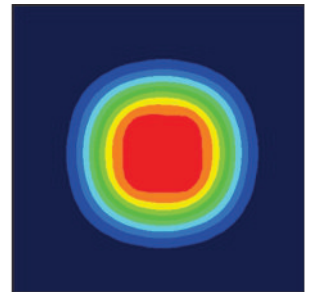
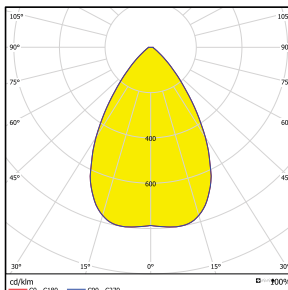
**BEACON OPTONICS**  
The Shape of light

## BO19-Jupiter-8x1-5050-30°



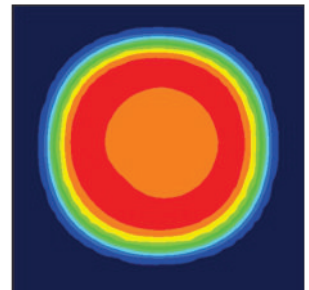
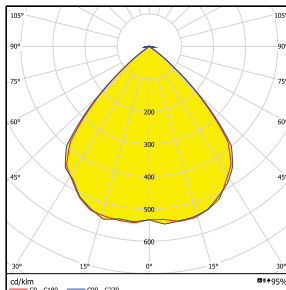
LxWxH (mm)	FWHM	LED Package	LED Brand	Material	Application
50x50x9.0	30°	5050	Cree, Osram, Seoul, Lumiled Bridgelux	PC	

## BO20-Jupiter-8x1-3535/5050-60°



LxWxH (mm)	FWHM	LED Package	LED Brand	Material	Application
50x50x6.3	60°	5050/3535	Cree, Osram, Seoul, Lumiled Bridgelux	PC	

## BO21-Jupiter-8x1-3535/5050-90°



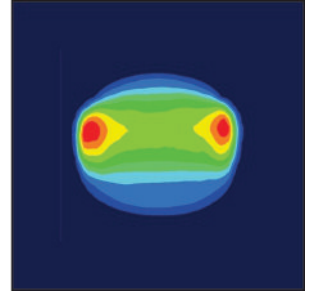
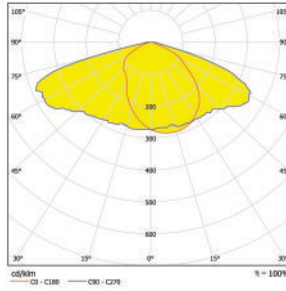
LxWxH (mm)	FWHM	LED Package	LED Brand	Material	Application
50x50x6.0	90°	5050/3535	Cree, Osram, Seoul, Lumiled Bridgelux	PC	

# JUPITER SERIES



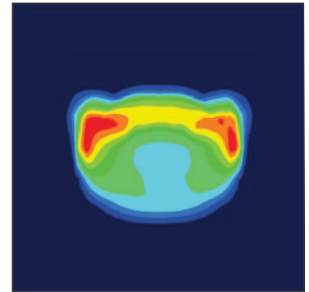
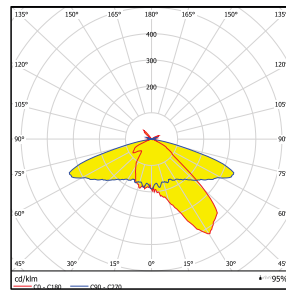

BEACON OPTRONICS  
The Shape of light

## BO22-Jupiter-8x1-3535/5050-Type II



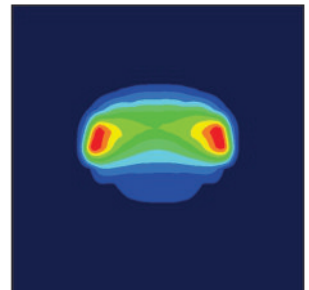
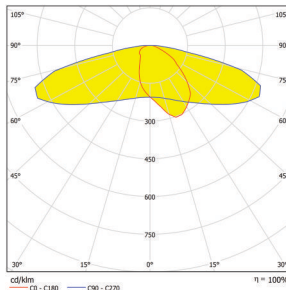
LxWxH (mm)	FWHM	LED Package	LED Brand	Material	Application
50x50x5.2	Type II	5050/3535	Cree, Osram, Seoul, Lumiled Bridgelux	PC	

## BO22.1-Jupiter-8x1-3535/5050-Type II



LxWxH (mm)	FWHM	LED Package	LED Brand	Material	Application
50x50x6.4	Type II	5050/3535	Cree, Osram, Seoul, Lumiled Bridgelux	PC	

## BO118-Jupiter-8x1-5050-Type IIM (150x70°)



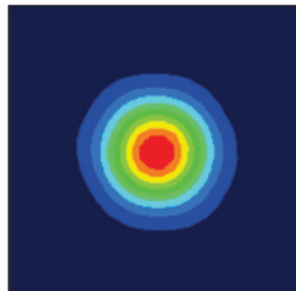
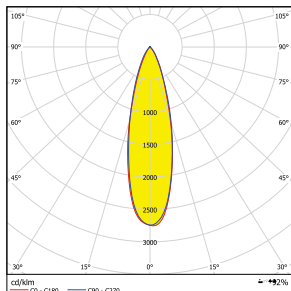

LxWxH (mm)	FWHM	LED Package	LED Brand	Material	Application
50x50x5.0	Type II	5050/3535	Cree, Osram, Seoul, Lumiled Bridgelux	PC	

# JUPITER SERIES



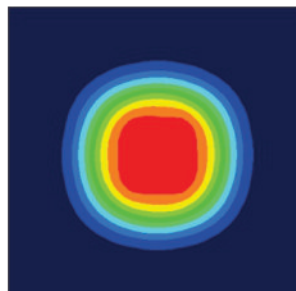
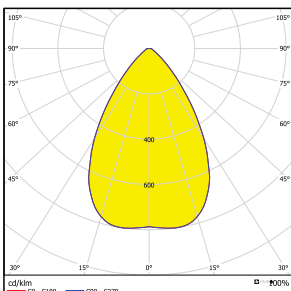

**BEACON OPTRONICS**  
The Shape of light

## BO60-Jupiter-8x1-5050-25°



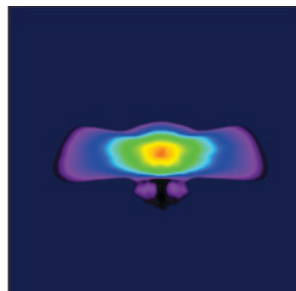
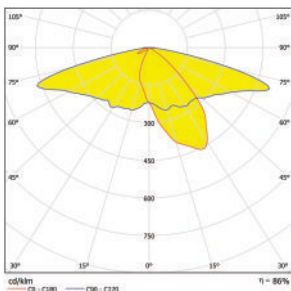
LxWxH (mm)	FWHM	LED Package	LED Brand	Material	Application
50x50x8.3	25°	5050	Cree, Osram, Seoul, Lumiled Bridgelux	PC	

## BO145-Jupiter-8x1-5050-60°



LxWxH (mm)	FWHM	LED Package	LED Brand	Material	Application
50x50x8.3	60°	5050	Cree, Osram, Seoul, Lumiled Bridgelux	PC	

## BO77-Jupiter-8x1-3535-Type II



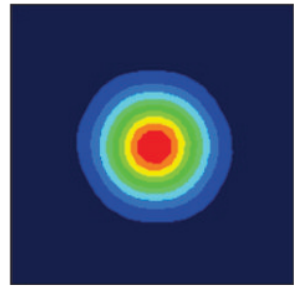
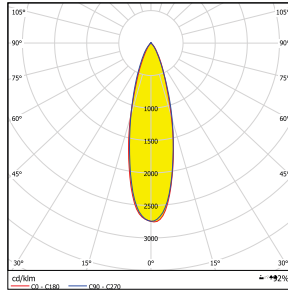

LxWxH (mm)	FWHM	LED Package	LED Brand	Material	Application
50x50x6.5	Type II	3535	Cree, Osram, Seoul, Lumiled Bridgelux	PC	

# JUPITER SERIES



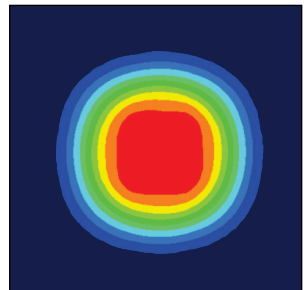
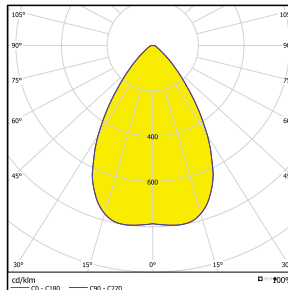
BEACON OPTRONICS  
The Shape of light

## BO341-Jupiter-8XI-5050-30°



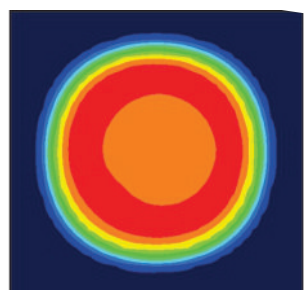
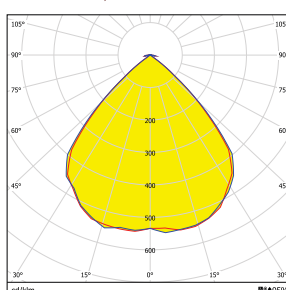

LxWxH (mm)	FWHM	LED Package	LED Brand	Material	Application
50x50x8.3	30°	5050	Cree, Osram, Seoul, Lumiled Bridgelux	PC	

## BO245-Jupiter-8XI-5050-60°



LxWxH (mm)	FWHM	LED Package	LED Brand	Material	Application
50x50x11	60°	5050	Cree, Osram, Seoul, Lumiled Bridgelux	PC	

## BO342-Jupiter-8XI-5050-90°



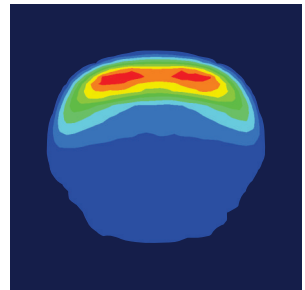
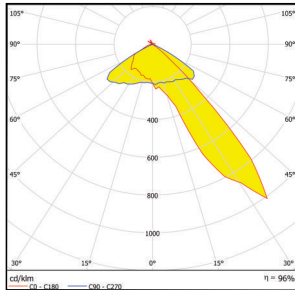

LxWxH (mm)	FWHM	LED Package	LED Brand	Material	Application
50x50x8.3	90°	5050	Cree, Osram, Seoul, Lumiled Bridgelux	PC	

# JUPITER SERIES



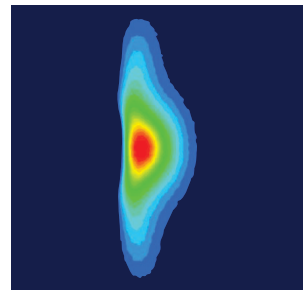
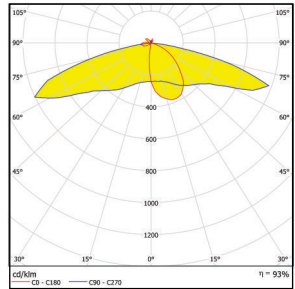
BEACON OPTONICS  
The Shape of light

## BO269-Jupiter-8XI-5050-Type-IV



LxWxH (mm)	FWHM	LED Package	LED Brand	Material	Application
50X50X7.5	Type-IV	5050	Cree, Osram, Seoul, Lumiled Bridgelux	PC	street factory tunnel

## BO327-Jupiter-8XI-2835/3030&5050-T-II



LxWxH (mm)	FWHM	LED Package	LED Brand	Material	Application
50X50X7.5	Type-II	2835/3030/5050	Cree, Osram, Seoul, Lumiled Bridgelux	PC	street factory tunnel






**BEACON OPTRONICS**  
The shape of light

# Shimmer Series(16x1)

- Optimized for 5050 LED
- Higher Efficiency
- Street Lighting, High Bay Lighting, Industrial Lighting etc.

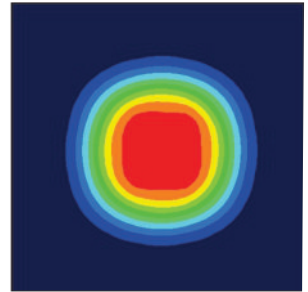
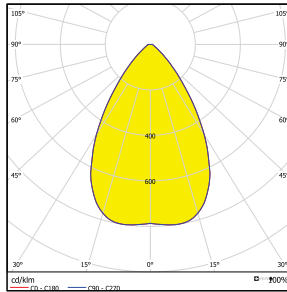


# SHIMMER SERIES



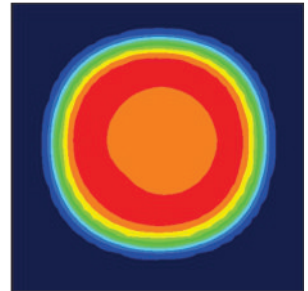
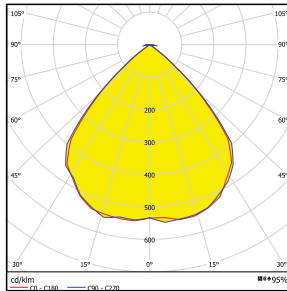
BEACON OPTRONICS  
The Shape of light

## BO10-Shimmer-16x1-2835/3030-60°



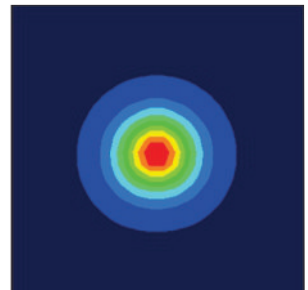
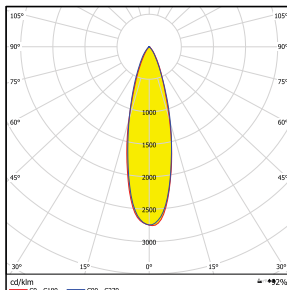

LxWxH (mm)	FWHM	LED Package	LED Brand	Material	Application
50x50x5.5	60°	2835/3030	Cree, Osram, Seoul, Lumiled Bridgelux	PC	

## BO11-Shimmer-16x1-2835/3030-90°



LxWxH (mm)	FWHM	LED Package	LED Brand	Material	Application
50x50x4.75	90°	2835/3030	Cree, Osram, Seoul, Lumiled Bridgelux	PC	

## BO23-Shimmer-16x1-2835/3030-20°



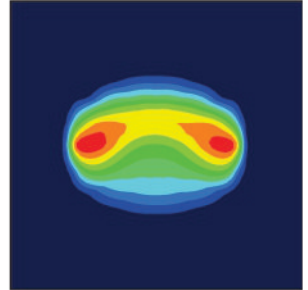
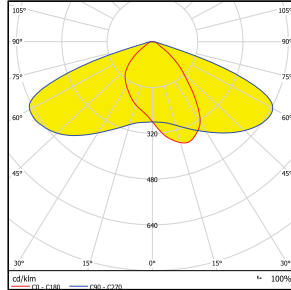

LxWxH (mm)	FWHM	LED Package	LED Brand	Material	Application
50x50x6.6	20°	2835/3030	Cree, Osram, Seoul, Lumiled Bridgelux	PC	

# SHIMMER SERIES



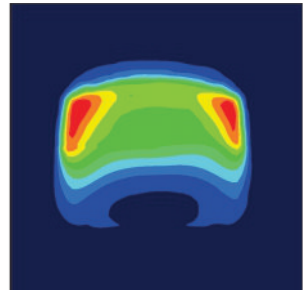
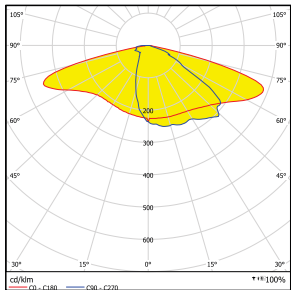
BEACON OPTRONICS  
The Shape of light

## BO12-Shimmer-16x1-2835/3030-Type II



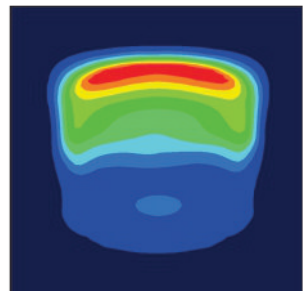
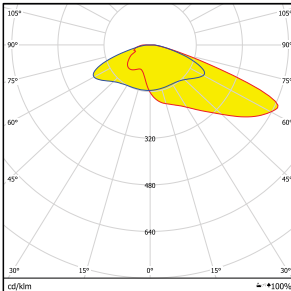
LxWxH (mm)	FWHM	LED Package	LED Brand	Material	Application
50x50x4.2	Type II	2835/3030	Cree, Osram, Seoul, Lumiled Bridgelux	PC	

## BO24-Shimmer-16x1-2835/3030-Type III



LxWxH (mm)	FWHM	LED Package	LED Brand	Material	Application
50x50x6.0	Type III	2835/3030	Cree, Osram, Seoul, Lumiled Bridgelux	PC	

## BO25-Shimmer-16x1-2835/3030-Type IV



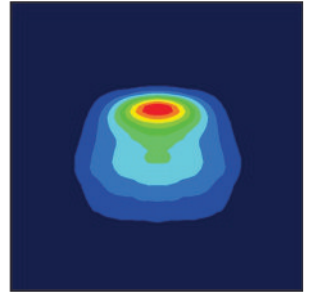
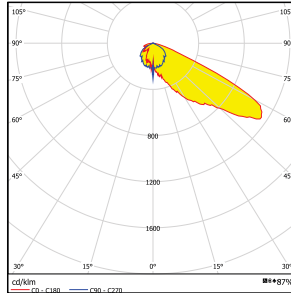

LxWxH (mm)	FWHM	LED Package	LED Brand	Material	Application
50x50x6.0	Type IV	2835/3030	Cree, Osram, Seoul, Lumiled Bridgelux	PC	

# SHIMMER SERIES



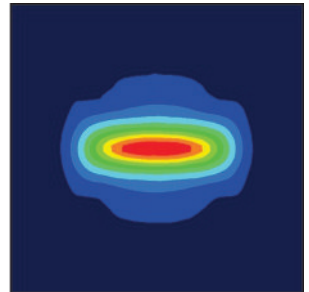
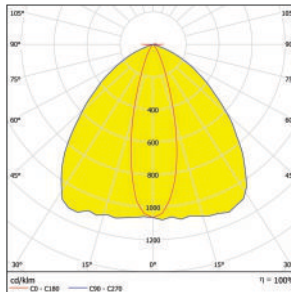

BEACON OPTRONICS  
The Shape of light

## BO26-Shimmer-16x1-2835/3030-Type IV



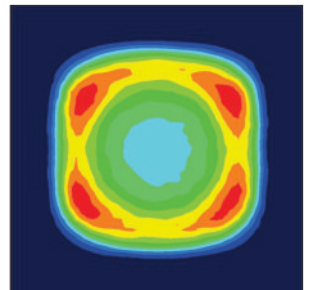
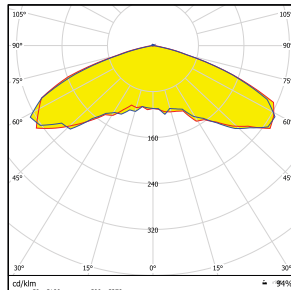
LxWxH (mm)	FWHM	LED Package	LED Brand	Material	Application
50x50x6.0	Type IV	2835/3030	Cree, Osram, Seoul, Lumiled Bridgelux	PC	

## BO27-Shimmer-16x1-2835/3030-Type IV



LxWxH (mm)	FWHM	LED Package	LED Brand	Material	Application
50x50x6.0	Type-II	2835/3030	Cree, Osram, Seoul, Lumiled Bridgelux	PC	

## BO28-Shimmer-16x1-2835/3030-Type V



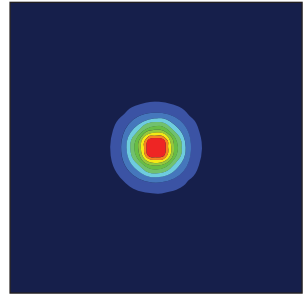
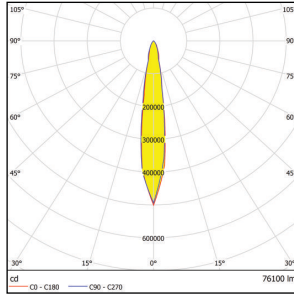
LxWxH (mm)	FWHM	LED Package	LED Brand	Material	Application
50x50x5.0	Type V	2835/3030	Cree, Osram, Seoul, Lumiled Bridgelux	PC	

# SHIMMER SERIES



BEACON OPTRONICS  
The Shape of light

BO356-Shimmer-16x1-3030/3535-10°



LxWxH (mm)	FWHM	LED Package	LED Brand	Material	Application
50x50x10	10°	3030/3535	Cree, Osram, Seoul, Lumiled Bridgelux	PC	






**BEACON OPTRONICS**  
The shape of light

# Blaze Series(24x1)

- Optimized for 5050 LED
- Higher Efficiency
- Street Lighting, High Bay Lighting, Industrial Lighting etc.

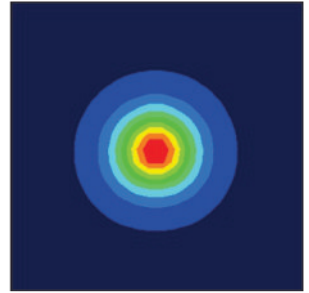
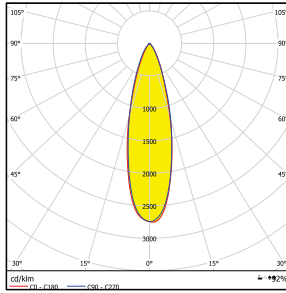



# BLAZE SERIES



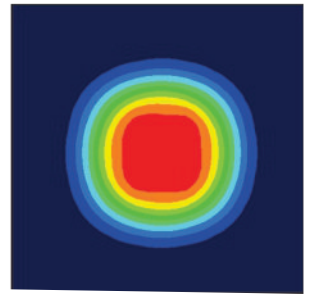
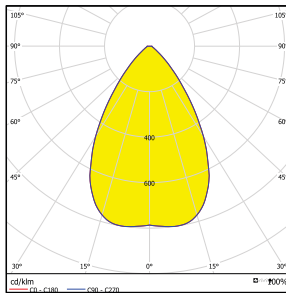

BEACON OPTRONICS  
The Shape of light

## BO34-Blaze-24x1-2835/3030-20°



LxWxH (mm)	FWHM	LED Package	LED Brand	Material	Application
50x50x7.0	20°	2835/3030	Cree, Osram, Seoul, Lumiled Bridgelux	PC	

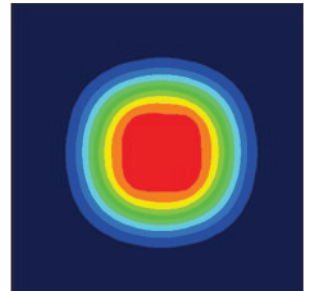
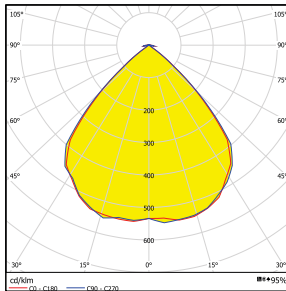

## BO08-Blaze-24x1-2835/3030-60°



LxWxH (mm)	FWHM	LED Package	LED Brand	Material	Application
50x50x4.3	60°	2835/3030	Cree, Osram, Seoul, Lumiled Bridgelux	PC	

## BO08.1-Blaze-24x1-2835/3030-60°

**NEW  
VERSION**



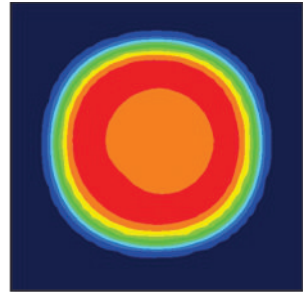
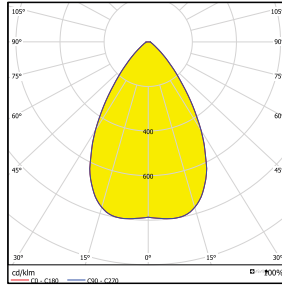

LxWxH (mm)	FWHM	LED Package	LED Brand	Material	Application
50x50x5.7	60°	2835/3030	Cree, Osram, Seoul, Lumiled Bridgelux	PC	

# BLAZE SERIES



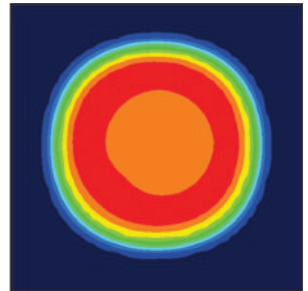
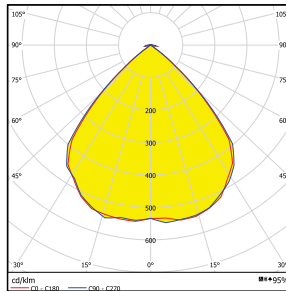

BEACON OPTRONICS  
The Shape of light

## BO09-Blaze-24x1-2835/3030-90°



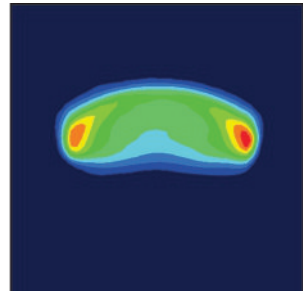
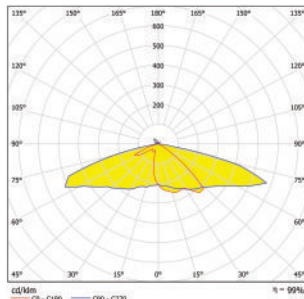

LxWxH (mm)	FWHM	Led Package	LED Brand	Material	Application
50x50x3.65	90°	2835/3030	Cree, Osram, Seoul, Lumiled Bridgelux	PC	

## BO09.1-Blaze-24x1-2835/3030-90° (9x9mm Pitch)



LxWxH (mm)	FWHM	Led Package	LED Brand	Material	Application
50x50x4.35	90°	2835/3030	Cree, Osram, Seoul, Lumiled Bridgelux	PC	

## BO129-Blaze-24x1-3030-T2



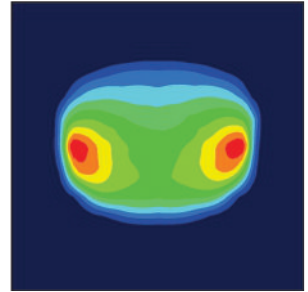
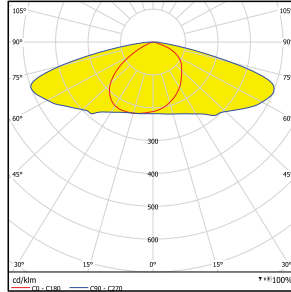

LxWxH (mm)	FWHM	Led Package	LED Brand	Material	Application
50x50x5.0	Type II	3030	Cree, Osram, Seoul, Lumiled Bridgelux	PC	

# BLAZE SERIES



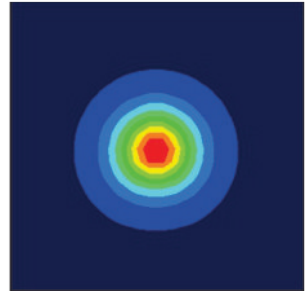
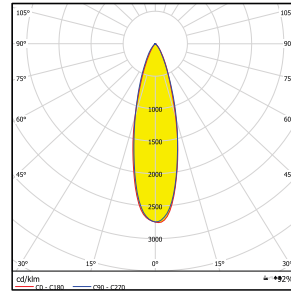

BEACON OPTRONICS  
The Shape of light


## BO35-Blaze-24x1-2835/3030-Type II



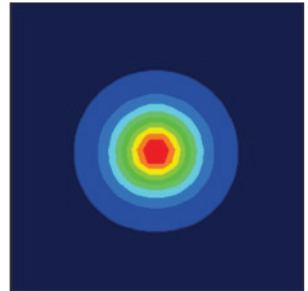
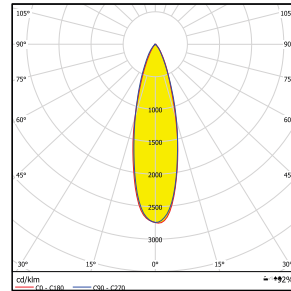

LxWxH (mm)	FWHM	LED Package	LED Brand	Material	Application
50x50x3.7	Type II	2835/3030	Cree, Osram, Seoul, Lumiled Bridgelux	PC	


## BO340-Blaze-24x1-2835/3030-25°



LxWxH (mm)	FWHM	LED Package	LED Brand	Material	Application
50x50x8	25°	2835/3030	Cree, Osram, Seoul, Lumiled Bridgelux	PC	

## BO344-Blaze-24x1-2835/3030-25°



LxWxH (mm)	FWHM	LED Package	LED Brand	Material	Application
50x50x8	25°	2835/3030	Cree, Osram, Seoul, Lumiled Bridgelux	PC	




BEACON OPTRONICS

The Shape of light

## Sunbeam Series(1x1)

- Optimized for 5050/3535 LED
- Higher Efficiency
- Street Lighting, High Bay Lighting, Industrial Lighting etc.

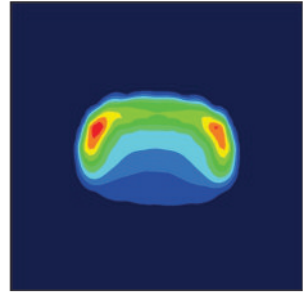
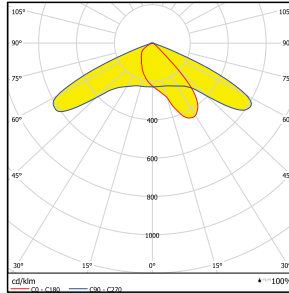


# SUNBEAM SERIES



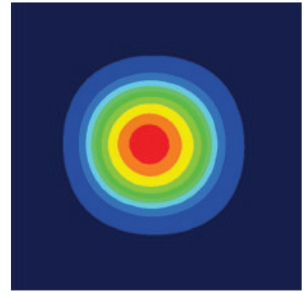
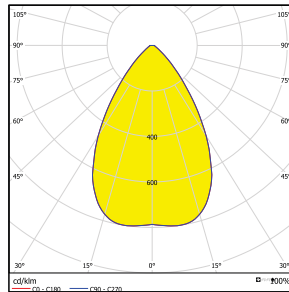

BEACON OPTRONICS  
The Shape of light

## BO31-Sunbeam-1x1-5050-Type II



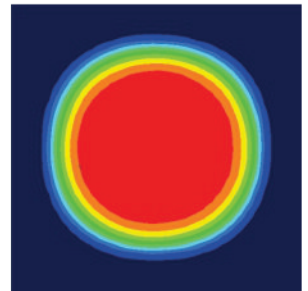
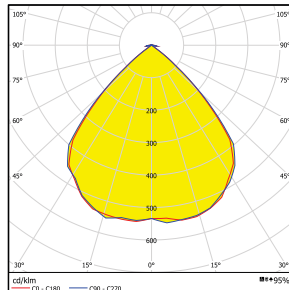
LxWxH (mm)	FWHM	LEDPackage	LED Brand	Material	Application
19.0x13.5x7.95	Type II	5050	Cree, Osram, Seoul, Lumiled Bridgelux	PC	

## BO29-Sunbeam-1x1-5050-60°



LxWxH (mm)	FWHM	LEDPackage	LED Brand	Material	Application
12x12x6.8	60°	5050	Cree, Osram, Seoul, Lumiled Bridgelux	PC	

## BO30-Sunbeam-1x1-5050-90°



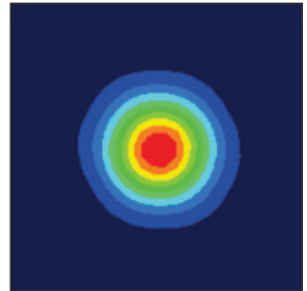
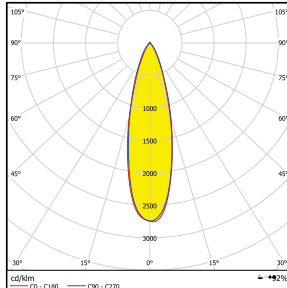
LxWxH (mm)	FWHM	LEDPackage	LED Brand	Material	Application
12x12x6.0	90°	5050	Cree, Osram, Seoul, Lumiled Bridgelux	PC	

# SUNBEAM SERIES



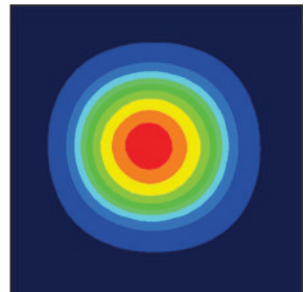
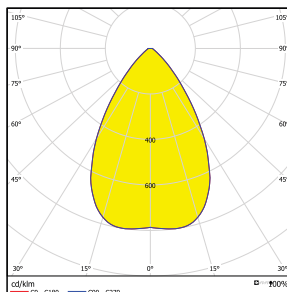

BEACON OPTRONICS  
The Shape of light

## BO38-Sunbeam-1x1-3030-25°



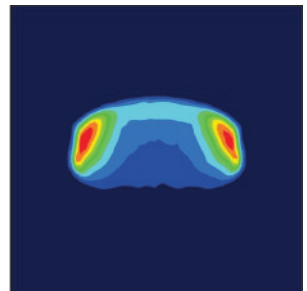
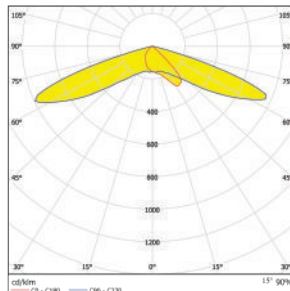

LxWxH (mm)	FWHM	LED Package	LED Brand	Material	Application
Ø19.8x11	25°	3030	Cree, Osram, Seoul, Lumiled Bridgelux	PC	

## BO39-Sunbeam-1x1-3030-45°



LxWxH (mm)	FWHM	LED Package	LED Brand	Material	Application
Ø19.8x11	45°	3030	Cree, Osram, Seoul, Lumiled Bridgelux	PC	

## BO42-Sunbeam-1x1-3535-70x140°



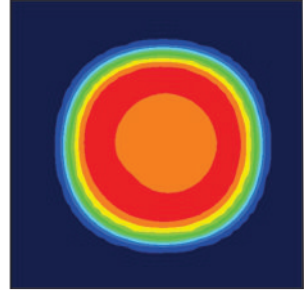
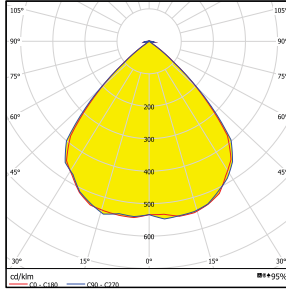
LxWxH (mm)	FWHM	LED Package	LED Brand	Material	Application
22.50x11.20x6.90	70x140°	3535	Cree, Osram, Seoul, Lumiled	PC	

# SUNBEAM SERIES



BEACON OPTRONICS  
The Shape of light

## BO36-Sunbeam-1x1-2835/3030-90°



**LxWxH (mm)**

Ø13.5x4.4

**FWHM**

90°

**LEDPackage**

2835/3030

**LED Brand**

Cree, Osram, Seoul, Lumiled  
Bridgelux

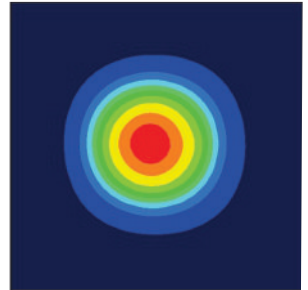
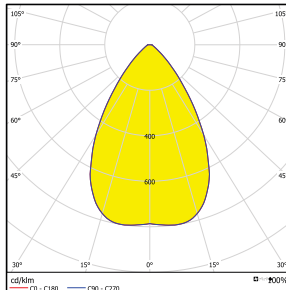
**Material**

PC

**Application**



## BO62-Sunbeam-1x1-5050-60°



**LxWxH (mm)**

Ø15x8.70

**FWHM**

60°

**LEDPackage**

5050

**LED Brand**

Cree, Osram, Seoul, Lumiled  
Bridgelux

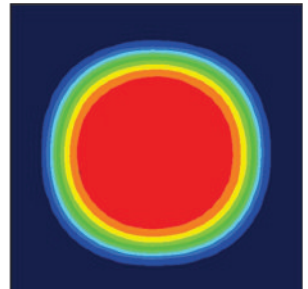
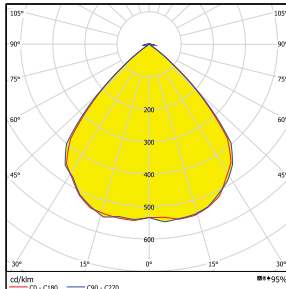
**Material**

PC

**Application**



## BO63-Sunbeam-1x1-5050-90°



**LxWxH (mm)**

Ø15x7.5

**FWHM**

90°

**LEDPackage**

5050

**LED Brand**

Cree, Osram, Seoul, Lumiled  
Bridgelux

**Material**

PC

**Application**


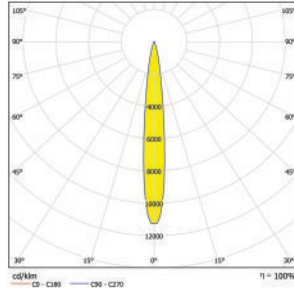


# SUNBEAM SERIES




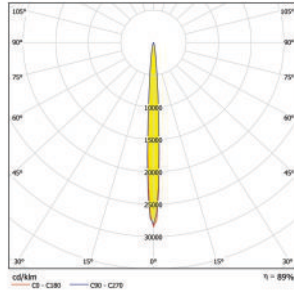

BEACON OPTRONICS  
The Shape of light

## BO78-Sunbeam-1x1-3535-9°



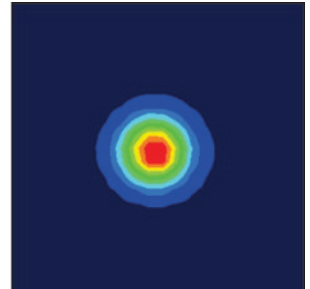
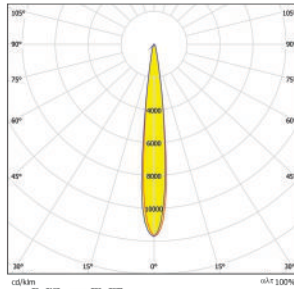
LxWxH (mm)	FWHM	LED Package	LED Brand	Material	Application
23.9x21x13.7	9°	3535	Cree, Osram, Seoul, Lumiled Bridgelux	PC	

## BO79-Sunbeam-1x1-3535-7°



LxWxH (mm)	FWHM	LED Package	LED Brand	Material	Application
21.7x21.7x13	7°	3535	Cree, Osram, Seoul, Lumiled Bridgelux	PC	

## BO80-Sunbeam-1x1-Emitter-3535-15°




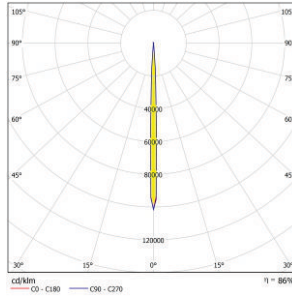
LxWxH (mm)	FWHM	LED Package	LED Brand	Material	Application
Ø21x14.2	15°	3535	Cree, Osram, Seoul, Lumiled Bridgelux	PC	

# SUNBEAM SERIES




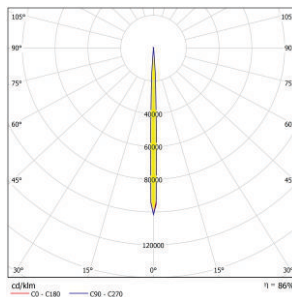
BEACON OPTRONICS  
The Shape of light

## BO117-Sunbeam-1x1-3535-3°



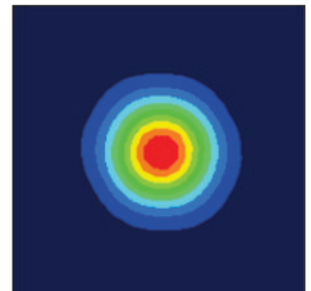
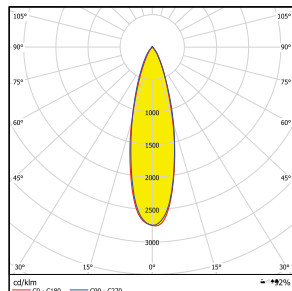
LxWxH (mm)	FWHM	LED Package	LED Brand	Material	Application
Ø35x21.10	3°	3535	Cree, Osram, Seoul, Lumiled Bridgelux	PC	

## BO117-Sunbeam-1x1-3535-3°



LxWxH (mm)	FWHM	LED Package	LED Brand	Material	Application
Ø35x21.10	3°	3535	Cree, Osram, Seoul, Lumiled Bridgelux	PC/PMMA	

## BO147-Sunbeam-1x1-3535 RGBW-25°



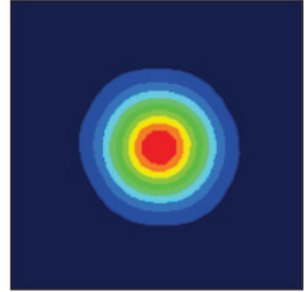
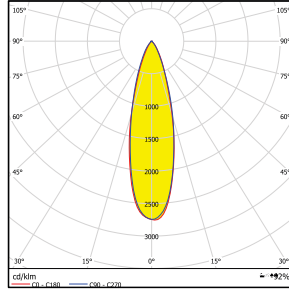

LxWxH (mm)	FWHM	LED Package	LED Brand	Material	Application
Ø21.8x12.3	25°	3535	Cree, Osram, Seoul, Lumiled	PC	

# SUNBEAM SERIES




BEACON OPTRONICS  
The Shape of light

## BO148-Sunbeam-1x1-7070-25°



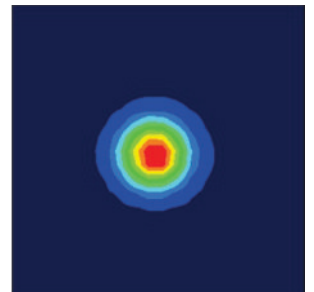
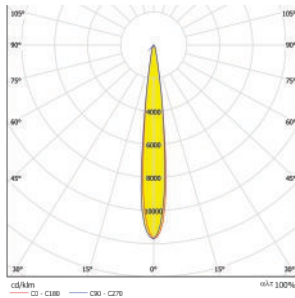
LxWxH (mm)	FWHM	LED Package	LED Brand	Material	Application
∅25x11	25°	7070	Cree, Osram, Seoul, Lumiled	PC	

## BO146-Sunbeam-1x1-2835/3030-Convex



LxWxH (mm)	FWHM	LED Package	LED Brand	Material	Application
∅27.8x8.65	Convex	2835/3030	Cree, Osram, Seoul, Lumiled, Bridgelux	PC	

## BO172-Sunbeam-1x1-3535-17°



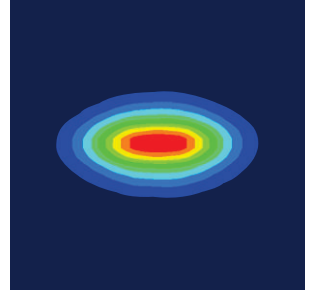
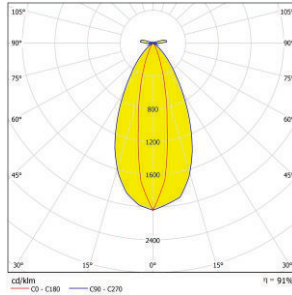

LxWxH (mm)	FWHM	LED Package	LED Brand	Material	Application
∅24x11	17°	3535	Cree, Osram, Seoul, Lumiled, Bridgelux	PC	

# SUNBEAM SERIES




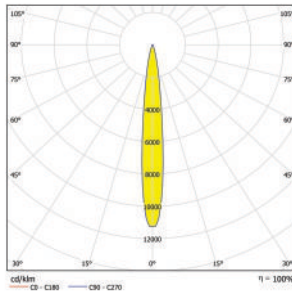
BEACON OPTRONICS  
The Shape of light

## BO173-Sunbeam-1x1-3535-15x45°



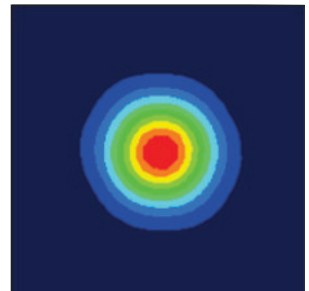
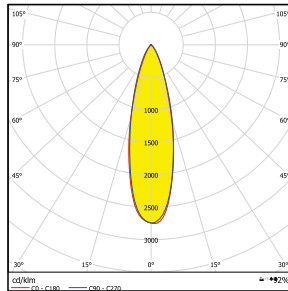
LxWxH (mm)	FWHM	LED Package	LED Brand	Material	Application
Ø24x11	15x45°	3535	Cree, Osram, Seoul, Lumiled Bridgelux	PC	Commercial Architecture

## BO177-Sunbeam-1x1-3535-10°



LxWxH (mm)	FWHM	LED Package	LED Brand	Material	Application
Ø24x11	10°	3535	Cree, Osram, Seoul, Lumiled Bridgelux	PC	Commercial Architecture

## BO174-Sunbeam-1x1-5050-RGBW-25°



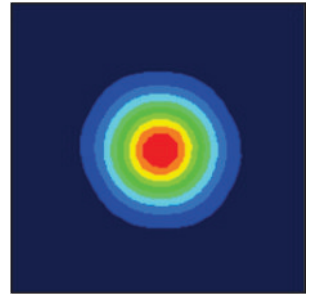
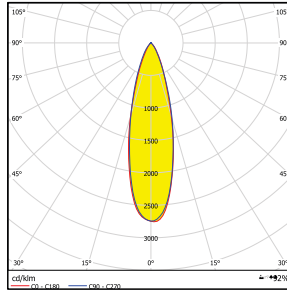

LxWxH (mm)	FWHM	LED Package	LED Brand	Material	Application
Ø24x11.2	25°	5050	Cree, Osram, Seoul, Lumiled Bridgelux	PC	Commercial Architecture

# SUNBEAM SERIES



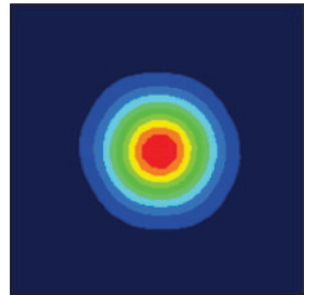
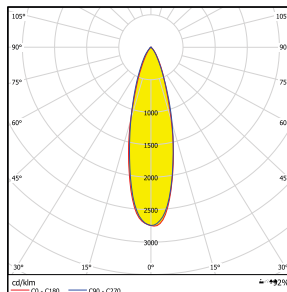

BEACON OPTRONICS  
The Shape of light

## BO175-Sunbeam-1x1-5050-25° (Gen1)



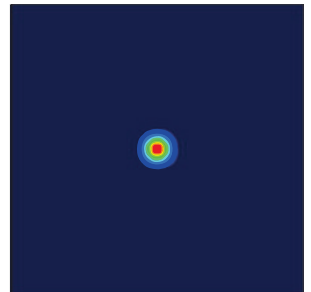
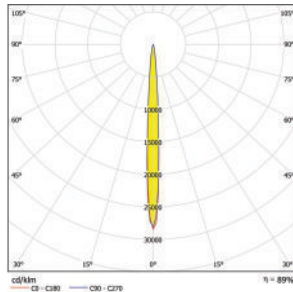
LxWxH (mm)	FWHM	LED Package	LED Brand	Material	Application
∅24x10.2	25°	5050	Cree, Osram, Seoul, Lumiled Bridgelux	PC	


## BO176-Sunbeam-1x1-5050-25° (Gen2)



LxWxH (mm)	FWHM	LED Package	LED Brand	Material	Application
∅24x10.2	25°	5050	Cree, Osram, Seoul, Lumiled Bridgelux	PC	

## BO201-Sunbeam-1x1-3535-7°



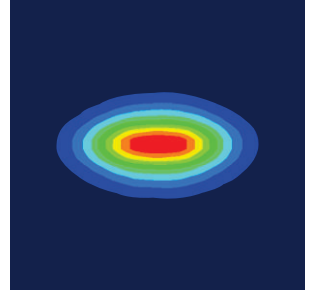
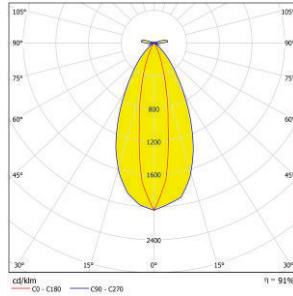

LxWxH (mm)	FWHM	LED Package	LED Brand	Material	Application
∅21.9x11.5	7°	3535	Cree, Osram, Seoul, Lumiled Bridgelux	PC	

# SUNBEAM SERIES




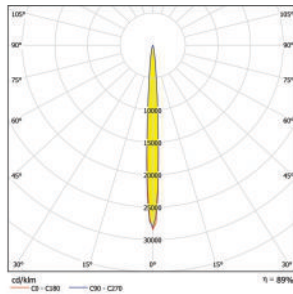

BEACON OPTRONICS  
The Shape of light

## BO202-Sunbeam-1x1-3535-15x45°




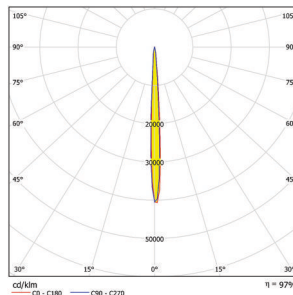

LxWxH (mm)	FWHM	LED Package	LED Brand	Material	Application
Ø21.9x11.5	15x45°	3535	Cree, Osram, Seoul, Lumiled Bridgelux	PC	Commercial Architecture

## BO268-Sunbeam-1x1-6°



LxWxH (mm)	FWHM	LED Package	LED Brand	Material	Application
Ø21.8x11.4	6°	3535	Cree, Osram, Seoul, Lumiled Bridgelux	PC	Medical Architecture Stadium

## BO300-Sunbeam-1x1-3535-6°



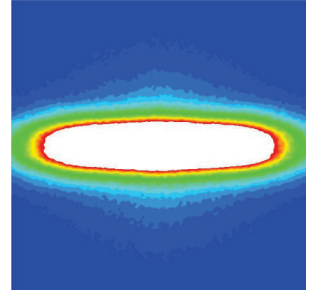
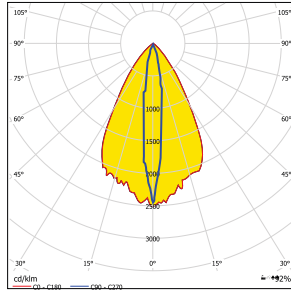

LxWxH (mm)	FWHM	LED Package	LED Brand	Material	Application
Ø25.4x13	6°	3535	Cree, Osram, Seoul, Lumiled Bridgelux	PC	Medical Architecture Stadium Sports Light

# SUNBEAM SERIES



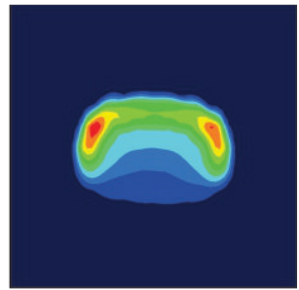
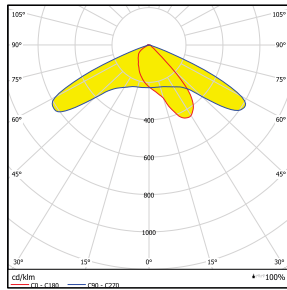

BEACON OPTRONICS  
The Shape of light

BO301-Sunbeam-1xI-3535-10x60°



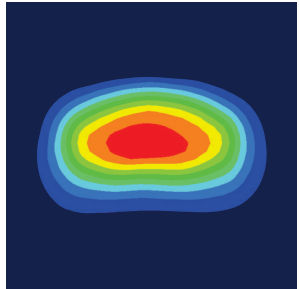
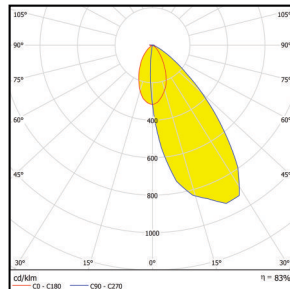
LxWxH (mm)	FWHM	LED Package	LED Brand	Material	Application
Ø24X12.5	10x60°	3535	Cree, Osram, Seoul, Lumiled Bridgelux	PC	Commercial Architecture

BO302-Sunbeam-1xI-3535-Typell



LxWxH (mm)	FWHM	LED Package	LED Brand	Material	Application
17X17X5.9	Typell	3535	Cree, Osram, Seoul, Lumiled Bridgelux	PC	Commercial Architecture

BO333-Sunbeam-1xI-Asymmetric Beam



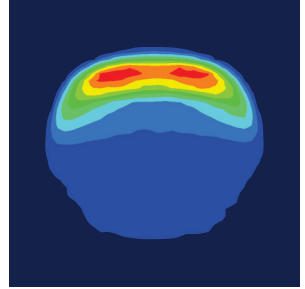
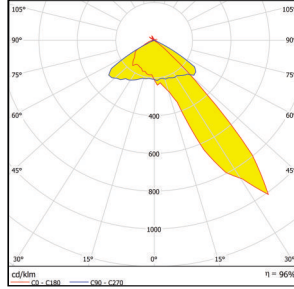
LxWxH (mm)	FWHM	LED Package	LED Brand	Material	Application
Ø24x11.5			Cree, Osram, Seoul, Lumiled Bridgelux	PC	Commercial Architecture

# SUNBEAM SERIES




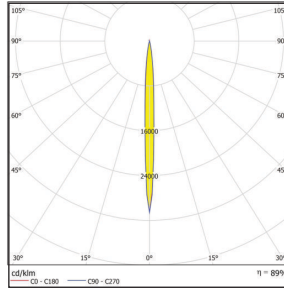
BEACON OPTRONICS  
The Shape of light

BO339-Sunbeam-1xI-5050- Type II



LxWxH (mm)	FWHM	LED Package	LED Brand	Material	Application
20x15x10	Type II	5050	Cree, Osram, Seoul, Lumiled Bridgelux	PC	

BO407-Sunbeam-1x1-XPE2/1616&2020-1°



LxWxH (mm)	FWHM	LED Package	LED Brand	Material	Application
Ø56X40.4	1°	XPE2/1616/2020	Cree, lumisee	PMMA EVONIK 8N	





BEACON OPTRONICS

The Shape of light

## Oculus Series (40x1)

- Optimized for 2835/3030 LED
- Higher Efficiency
- Street Lighting, High Bay Lighting, Industrial Lighting etc.

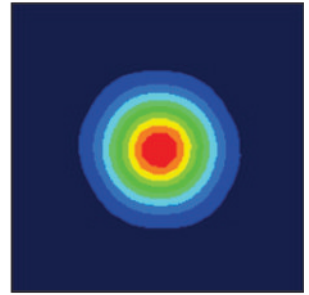
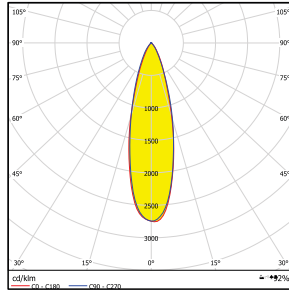



# OCULUS SERIES



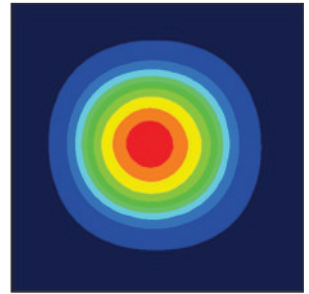
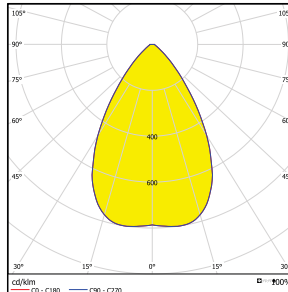

**BEACON OPTRONICS**  
The Shape of light

## BO51-Oculus-40x1-2835/3030-30°



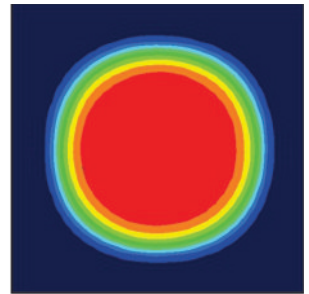
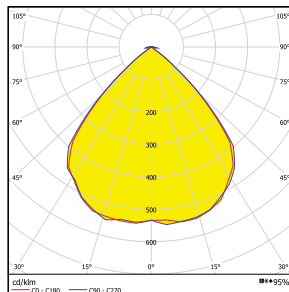

LxWxH (mm)	FWHM	LED Package	LED Brand	Material	Application
50x50x11	30°	2835/3030	Cree, Osram, Seoul, Lumiled Bridgelux	PC	

## BO52-Oculus-40x1-2835/3030-60°



LxWxH (mm)	FWHM	LED Package	LED Brand	Material	Application
50.15x50.15x4.3	60°	2835/3030	Cree, Osram, Seoul, Lumiled Bridgelux	PC	

## BO53-Oculus-40x1-2835/3030-90°



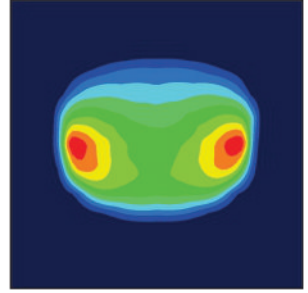
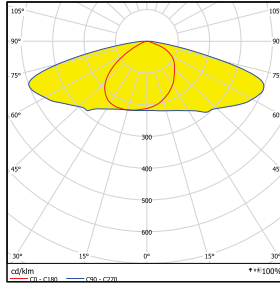
LxWxH (mm)	FWHM	LED Package	LED Brand	Material	Application
50.15x50.15x5.0	90°	2835/3030	Cree, Osram, Seoul, Lumiled Bridgelux	PC	

# OCULUS SERIES



**BEACON OPTRONICS**  
The Shape of light

BO54-Oculus-40x1-2835/3030-Type-II



LxWxH (mm)	FWHM	LED Package	LED Brand	Material	Application
50.15x50.15x3.5	Type II	2835/3030	Cree, Osram, Seoul, Lumiled Bridgelux	PC	






**BEACON OPTRONICS**  
The shape of light

# Polstar Series(12x1)

- Optimized for 5050 LED
- Higher Efficiency
- Street Lighting, High Bay Lighting, Industrial Lighting etc.

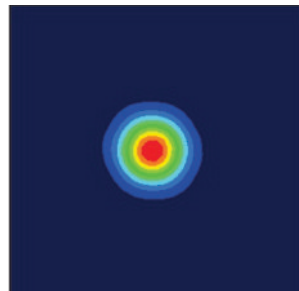
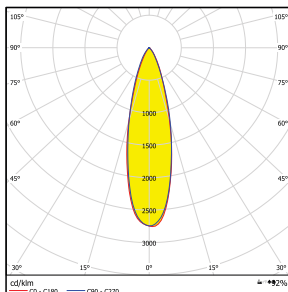



# POLSTAR SERIES



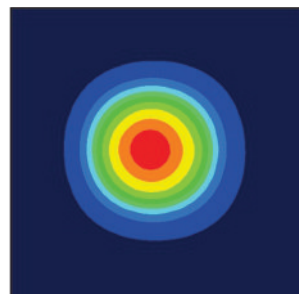
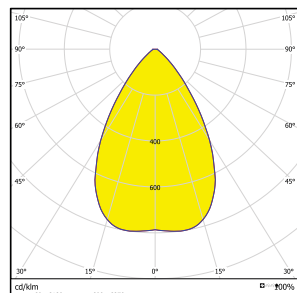
BEACON OPTRONICS  
The Shape of light

## BO70-Polstar-12x1-2835/3030 & 3535-25°



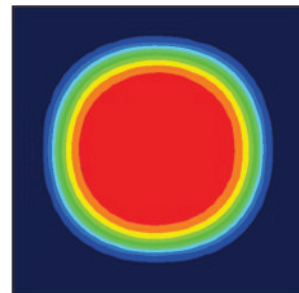
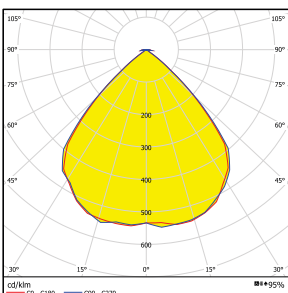
LxWxH (mm)	FWHM	LED Package	LED Brand	Material	Application
50x50x4.48	25°	2835/3030 & 3535	Cree, Osram, Seoul, Lumiled Bridgelux	PC	

## BO71-Polstar-12x1-2835/3030 & 3535-60°



LxWxH (mm)	FWHM	LED Package	LED Brand	Material	Application
50x50x5	60°	2835/3030 & 3535	Cree, Osram, Seoul, Lumiled Bridgelux	PC	

## BO72-Polstar-12x1-2835/3030 & 3535-90°



LxWxH (mm)	FWHM	LED Package	LED Brand	Material	Application
50x50x4	90°	2835/3030 & 3535	Cree, Osram, Seoul, Lumiled Bridgelux	PC	

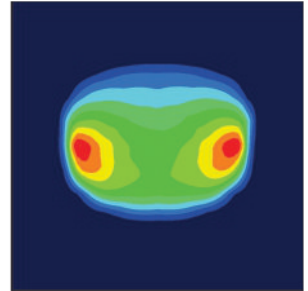
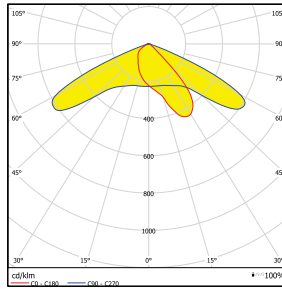

# POLSTAR SERIES



BEACON OPTRONICS  
The Shape of light

BO73-Polstar-12x1-2835/3030 & 3535-Type-II


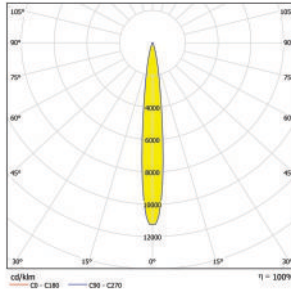

**NEW**



LxWxH (mm)	FWHM	LED Package	LED Brand	Material	Application
50x50x11	Type II	2835/3030 & 3535	Cree, Osram, Seoul, Lumileds, Bridgelux	PC	

BO310-Polstar-12X1-2835/3030-15°

**NEW**



LxWxH (mm)	FWHM	LED Package	LED Brand	Material	Application
50x50x11	15°	2835/3030 & 3535	Cree, Osram, Seoul, Lumileds, Bridgelux	PC	





BEACON OPTRONICS  
The Shape of light

## Ignite Series (6x1)

- Optimized for 3535/5050 LED
- Higher Efficiency
- Street Lighting, High Bay Lighting, Industrial Lighting etc.

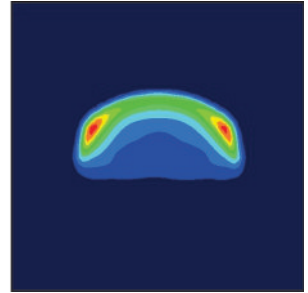
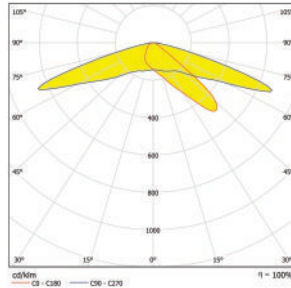



# IGNITE SERIES



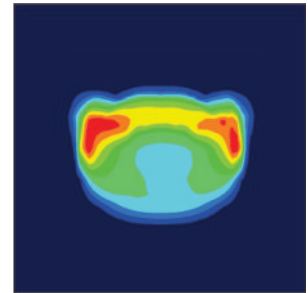
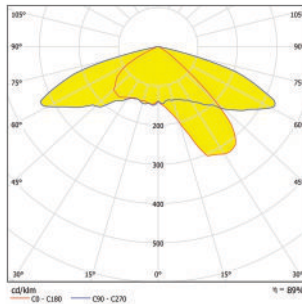

BEACON OPTRONICS  
The Shape of light

## BO64-Ignite-6x1-3535-T2NHA1



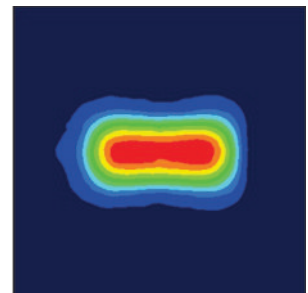
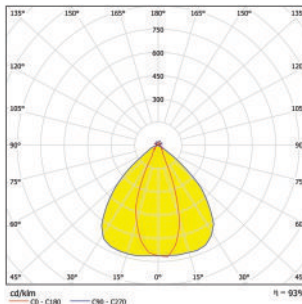
LxWxH (mm)	FWHM	LED Package	LED Brand	Material	Application
50x50x6.7	Type II	3535	Osram, Lattice Power Bridgelux	PC	

## BO89-Ignite-6x1-5050-Type II



LxWxH (mm)	FWHM	LED Package	LED Brand	Material	Application
50x50x6.2	Type II	5050	Cree, Osram, Seoul, Lumiled Bridgelux	PC	

## BO102-Ignite-6x1-5050-BFL



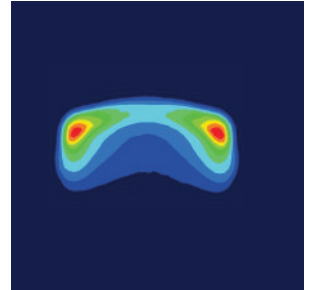
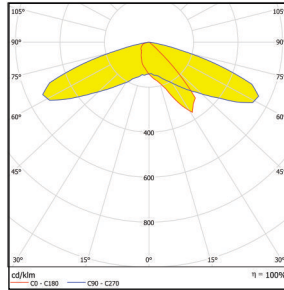

LxWxH (mm)	FWHM	LED Package	LED Brand	Material	Application
50x50x9.0	Type II	3535/5050	Cree, Osram, Seoul, Lumiled Bridgelux	PC	

# IGNITE SERIES



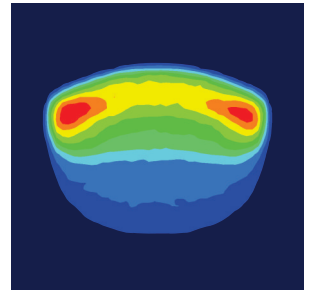
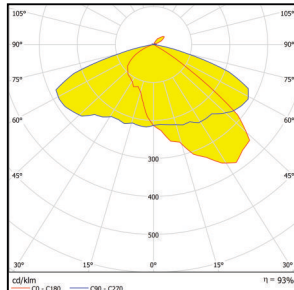

BEACON OPTRONICS  
The Shape of light

BO153-Ignite-6xI-5050-Typell NHA1



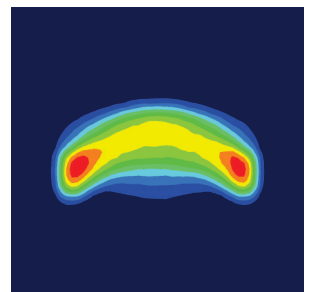
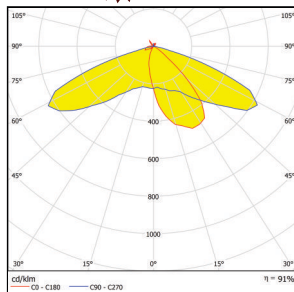

LxWxH (mm)	FWHM	LEDPackage	LED Brand	Material	Application
50X50X8.3	Typell	5050	Cree, Osram, Seoul, Lumiled Bridgelux	PC	

BO326-Ignite-6xI-5050-Type IV



LxWxH (mm)	FWHM	LEDPackage	LED Brand	Material	Application
50X50X8.3	Type IV	5050	Cree, Osram, Seoul, Lumiled Bridgelux	PC	

BO328-Ignite-6xI-5050-Typell



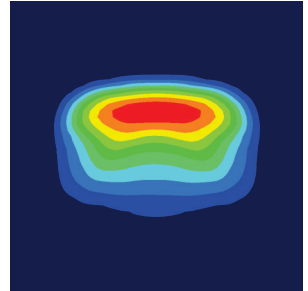
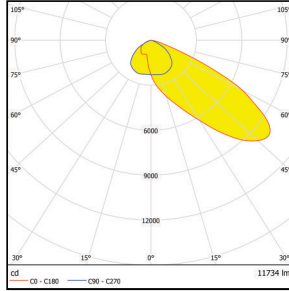

LxWxH (mm)	FWHM	LEDPackage	LED Brand	Material	Application
50X50X8.3	Typell	5050	Cree, Osram, Seoul, Lumiled Bridgelux	PC	

# IGNITE SERIES



**BEACON OPTRONICS**  
The Shape of light

BO329-Ignite-6x1-5050-Type-III



LxWxH (mm)	FWHM	LED Package	LED Brand	Material	Application
50X50X8.3	Type III	5050	Cree, Osram, Seoul, Lumiled Bridgelux	PC	





BEACON OPTRONICS

The Shape of light

## Moon Series 50x50 Spiral Lens

- Optimized for 2835/3030/5050 LED
- Higher Efficiency
- Street Lighting, High Bay Lighting, Industrial Lighting etc.

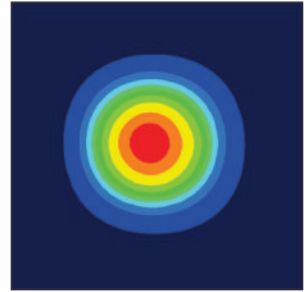
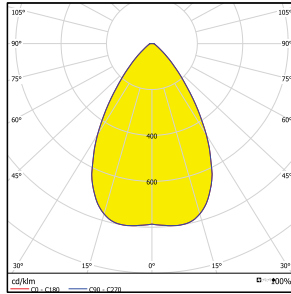



# MOON SERIES



BEACON OPTRONICS  
The Shape of light

## BO130-Moon-2835/3030-60°



**LxWxH (mm)**

50x50x4.95

**FWHM**

60°

**LED Package**

2835/3030

**LED Brand**

Bridgelux, Osram,  
Seoul, Lumiled

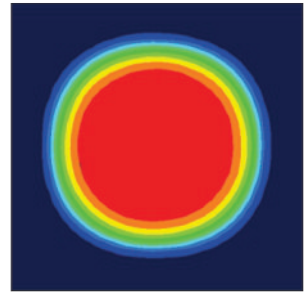
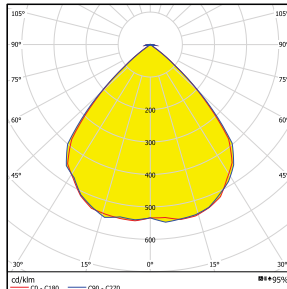

**Material**

PC

**Application**



## BO131-Moon-2835/3030-90°



**LxWxH (mm)**

50x50x3.5

**FWHM**

90°

**LED Package**

2835/3030

**LED Brand**

Bridgelux, Osram,  
Seoul, Lumiled

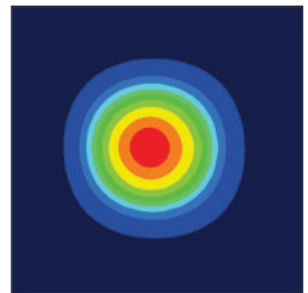
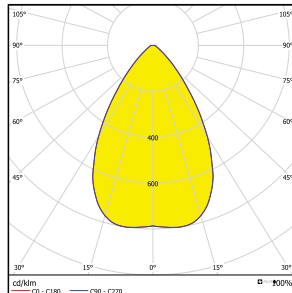

**Material**

PC

**Application**



## BO132-Moon-5050-60°



**LxWxH (mm)**

50x50x4.95

**FWHM**

60°

**LED Package**

5050

**LED Brand**

Bridgelux, Osram,  
Seoul, Lumiled

**Material**

PC

**Application**

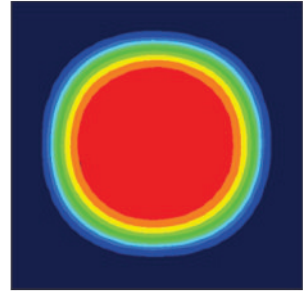
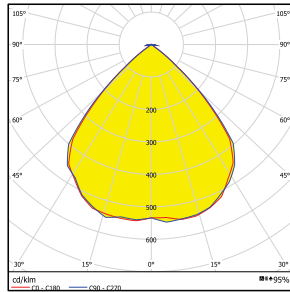



# MOON SERIES



BEACON OPTRONICS  
The Shape of light

BO133-Moon-5050-90°



LxWxH (mm)	FWHM	LED Package	LED Brand	Material	Application
50x50x3.5	90°	5050	Bridgelux, Osram, Seoul, Lumiled	PC	





BEACON OPTRONICS  
The Shape of light

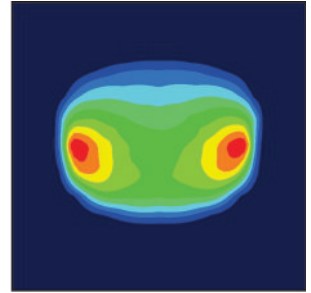
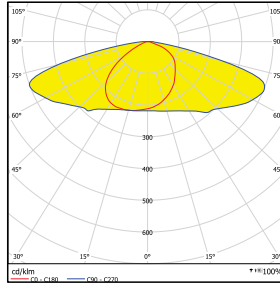

# Shine Series IP

- Optimized for 2835/3030/5050 LED
- Higher efficiency
- High Bay Lighting, Industrial Lighting etc.



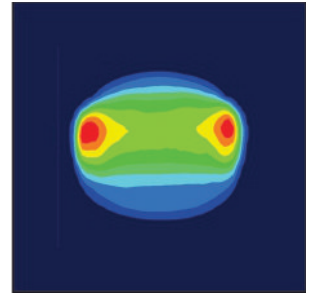
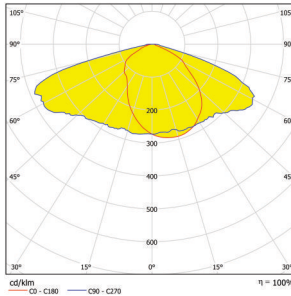



## BO57-Shine-44x1-2835/3030-Type II IP



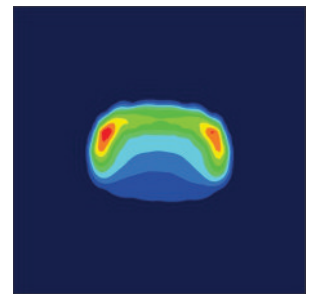
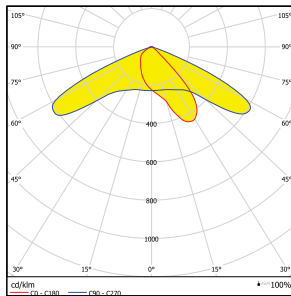
LxWxH (mm)	FWHM	LED Package	LED Brand	Material	Application
100x60x8.25	Type-II	2835/3030	Cree, Osram, Seoul, Lumiled Bridgelux	PC	

## BO58-Shine-18x1-5050-Type II IP



LxWxH (mm)	FWHM	LED Package	LED Brand	Material	Application
100x100x7.90	Type-II	5050	Cree, Osram, Seoul, Lumiled Bridgelux	PC	

## BO61-Shine-10x1-5050-Type II IP



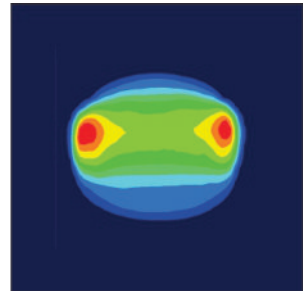
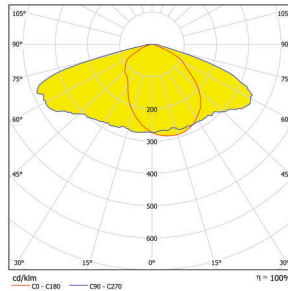

LxWxH (mm)	FWHM	LED Package	LED Brand	Material	Application
100x60x10.3	Type-II	5050	Cree, Osram, Seoul, Lumiled Bridgelux	PC	

# SHINE SERIES



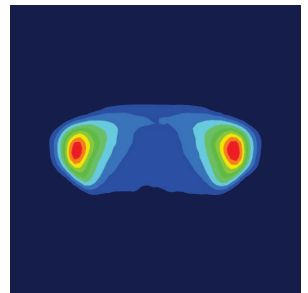
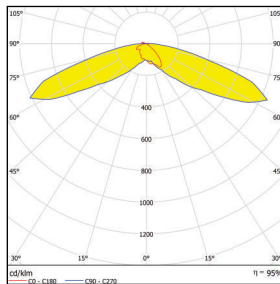
BEACON OPTONICS  
The Shape of Light

## BO149-Shine-14x1-5050-T2




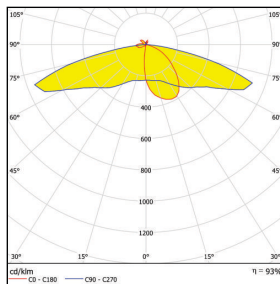

LxWxH (mm)	FWHM	LED Package	LED Brand	Material	Application
100x100x7.90	Type-II	5050	Cree, Osram, Seoul, Lumiled Bridgelux	PC	

## BO309-Shine-10x1-5050-TypeIV-IP



LxWxH (mm)	FWHM	LED Package	LED Brand	Material	Application
60x100x8.3	Type-II	5050	Cree, Osram, Seoul, Lumiled Bridgelux	PC	

## BO355-Shine-16x1-3030/3535-Type-III




LxWxH (mm)	FWHM	LED Package	LED Brand	Material	Application
100x60x8.5	Type-II	3030/3535	Cree, Osram, Seoul, Lumiled Bridgelux	PC	



**BEACON OPTRONICS**  
The Shape of light

## **Theia Series** Module IP65 Lens

- Optimized for 2835/3030/5050 LED
- Higher Efficiency
- Street Lighting, High Bay Lighting, Industrial Lighting etc.

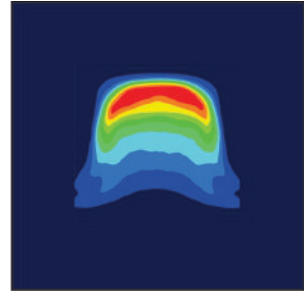
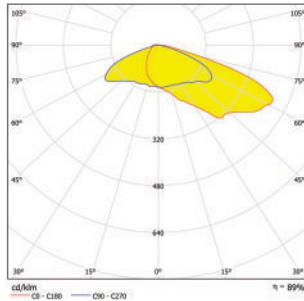


# THEIA SERIES



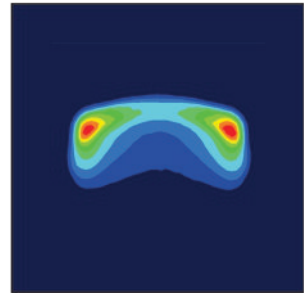
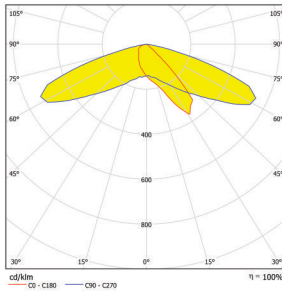

**BEACON OPTRONICS**  
The Shape of light

## BO106-Theia-24x1-5050-WFT55°



LxWxH (mm)	FWHM	LED Package	LED Brand	Material	Application
229.5x71.5x7.2	Type-IV	5050	Cree, Osram, Seoul, Lumiled Bridgelux	PC	

## BO120-Theia-28x1-5050-Type-IIH(NHA1)



LxWxH (mm)	FWHM	LED Package	LED Brand	Material	Application
229.5x71.5x10	Type-II	5050	Cree, Osram, Seoul, Lumiled Bridgelux	PC	

## BO128-Theia-Plain PC Cover



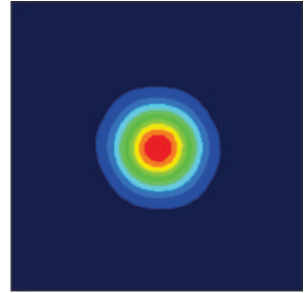
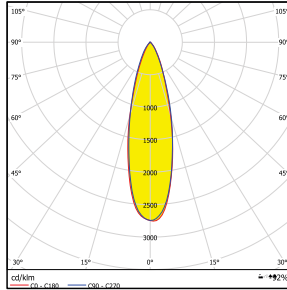

LxWxH (mm)	FWHM	LED Package	LED Brand	Material	Application
229.5x71.5x13.10	120°	2835/3030/5050	Cree, Osram, Seoul, Lumiled Bridgelux	PC	

# THEIA SERIES



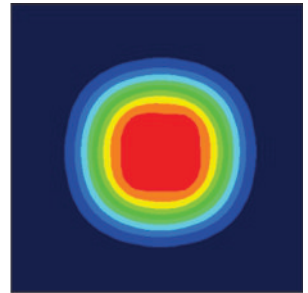
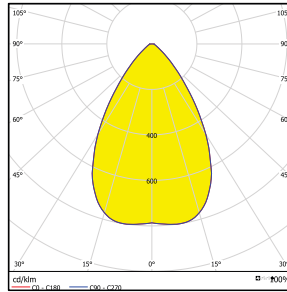
BEACON OPTRONICS  
The Shape of light

## B0140-Theia-28x1-5050-25°



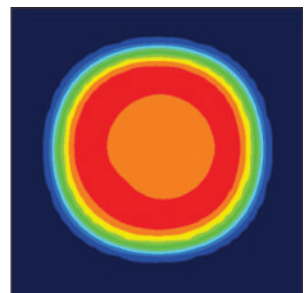
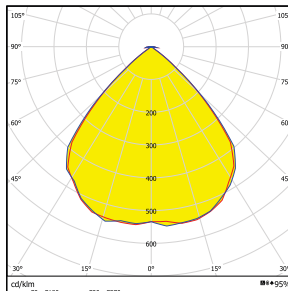
LxWxH (mm)	FWHM	LED Package	LED Brand	Material	Application
229.5x71.5x10.6	25°	5050	Cree, Osram, Seoul, Lumiled Bridgelux	PC	

## B0141-Theia-28x1-5050-60°



LxWxH (mm)	FWHM	LED Package	LED Brand	Material	Application
229.5x71.5x8	60°	5050	Cree, Osram, Seoul, Lumiled Bridgelux	PC	

## B0142-Theia-28x1-5050-90°



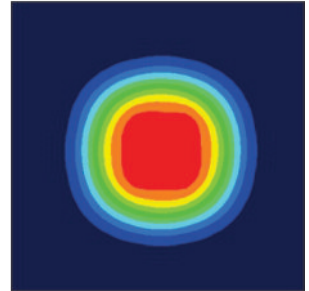
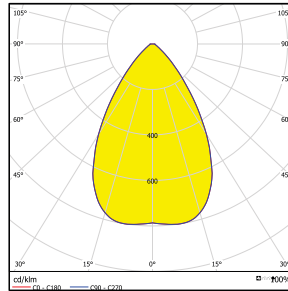
LxWxH (mm)	FWHM	LED Package	LED Brand	Material	Application
229.5x71.5x6.75	90°	5050	Cree, Osram, Seoul, Lumiled Bridgelux	PC	

# THEIA SERIES



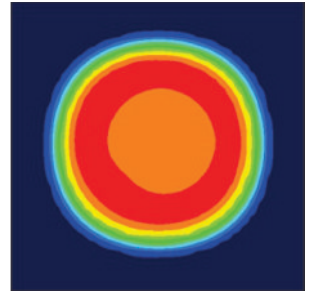
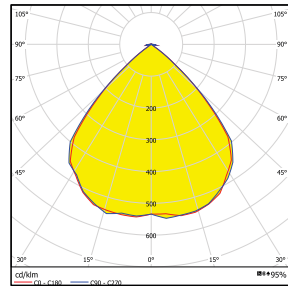
BEACON OPTRONICS  
The Shape of light

## BO143-Theia-64x1-2835/3030-60°



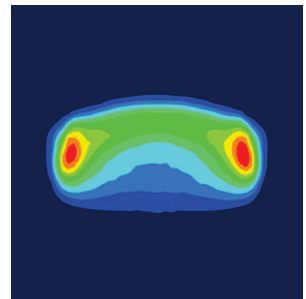
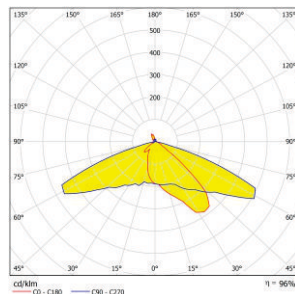

LxWxH (mm)	FWHM	LED Package	LED Brand	Material	Application
229.5x71.5x5.5	60°	2835/3030	Cree, Osram, Seoul, Lumiled Bridgelux	PC	

## BO144-Theia-64x1-2835/3030-90°



LxWxH (mm)	FWHM	LED Package	LED Brand	Material	Application
229.5x71.5x4.75	90°	2835/3030	Cree, Osram, Seoul, Lumiled Bridgelux	PC	

## BO227-Theia-28x1-5050 Typell



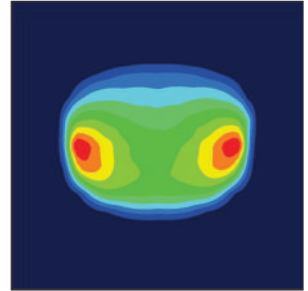
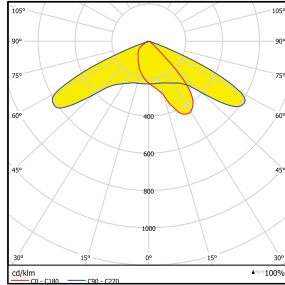

LxWxH (mm)	FWHM	LED Package	LED Brand	Material	Application
229.5x71.5x10	Typell	5050	Cree, Osram, Seoul, Lumiled Bridgelux	PC	

# THEIA SERIES



**BEACON OPTRONICS**  
The Shape of light

BO228-Theia-64X1-3030-Type-II



LxWxH (mm)	FWHM	LED Package	LED Brand	Material	Application
70X228X4	Type-II	3030	Cree, Osram, Seoul, Lumiled Bridgelux	PC	





BEACON OPTRONICS

The Shape of light

## **Aura Series** Round High Bay

- Optimized for 2835/3030/5050 LED
- Higher Efficiency
- High Bay Lighting, Industrial Lighting etc.

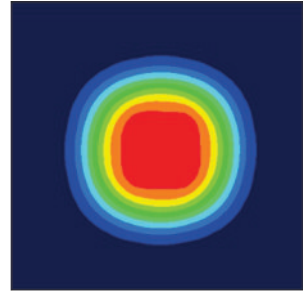
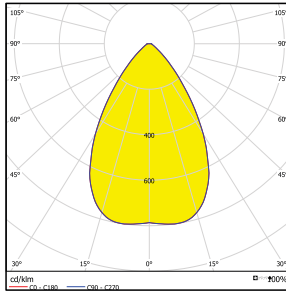



# AURA SERIES



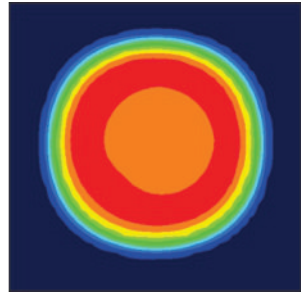
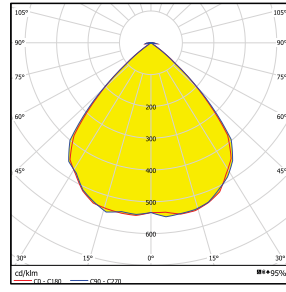

BEACON OPTRONICS  
The Shape of light

## BO134-Aura-5050-60° (3 Rings)



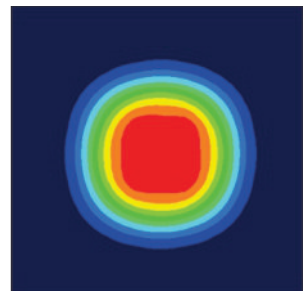
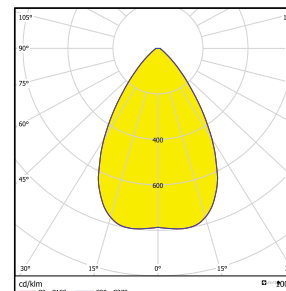
LxWxH (mm)	FWHM	LED Package	LED Brand	Material	Application
Ø185x7.5	60°	5050	Osram, Seoul, Lumiled, Bridgelux	PC	

## BO135-Aura-5050-90° (3 Rings)



LxWxH (mm)	FWHM	LED Package	LED Brand	Material	Application
Ø185x6.2	90°	5050	Osram, Seoul, Lumiled, Bridgelux	PC	

## BO136-Aura-5050-60° (4 Rings)



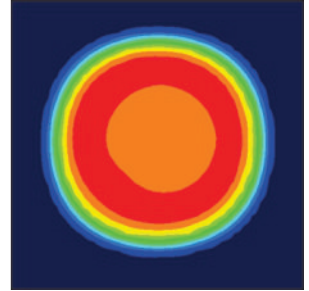
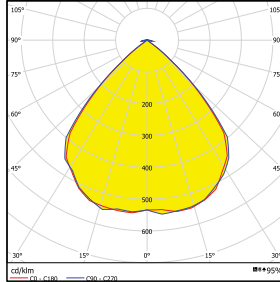
LxWxH (mm)	FWHM	LED Package	LED Brand	Material	Application
Ø225x7.5	60°	5050	Osram, Seoul, Lumiled, Bridgelux	PC	

# AURA SERIES



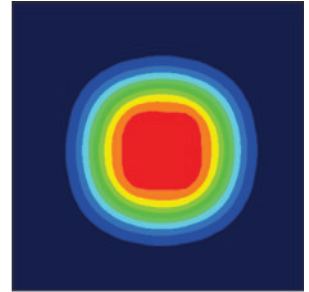
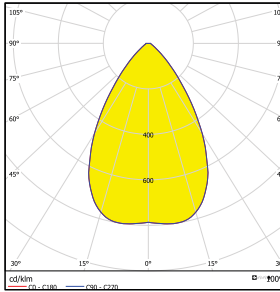
BEACON OPTONICS  
The Shape of light

## BO137-Aura-5050-90°(4 Rings)



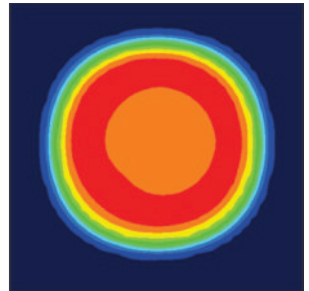
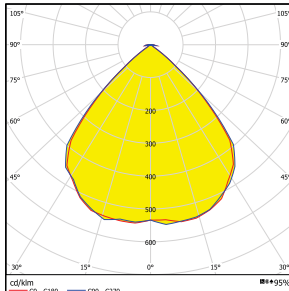
LxWxH (mm)	FWHM	LED Package	LED Brand	Material	Application
Ø225x6.8	90°	5050	Osram, Seoul, Lumiled, Bridgelux	PC	

## BO138-Aura-5050-60°(8 Rings)



LxWxH (mm)	FWHM	LED Package	LED Brand	Material	Application
Ø259x4.0	60°	5050	Osram, Seoul, Lumiled, Bridgelux	PC	

## BO139-Aura-5050-90°(8Rings)



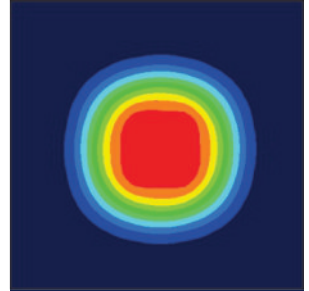
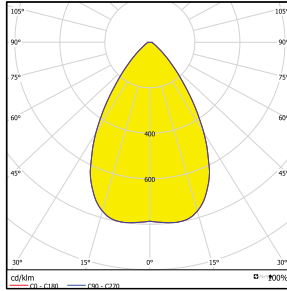
LxWxH (mm)	FWHM	LED Package	LED Brand	Material	Application
Ø259x4.0	90°	2835/3030/5050	Osram, Seoul, Lumiled, Bridgelux	PC	

# AURA SERIES



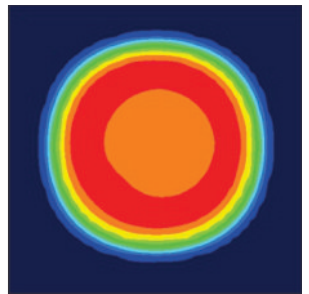
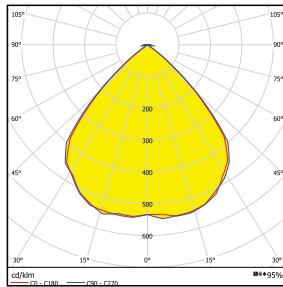
**BEACON OPTRONICS**  
The Shape of light

## BO190-Aura-2835-3030-60° (4 Rings)



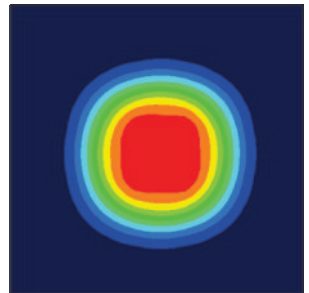
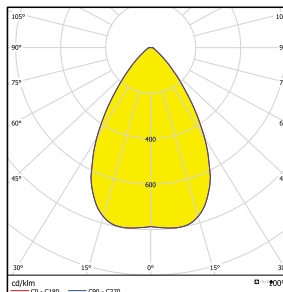
LxWxH (mm)	FWHM	LED Package	LED Brand	Material	Application
Ø158x4.3	60°	2835/3030	Osram, Seoul, Lumiled, Bridgelux	PC	

## BO194-Aura-2835-3030-90° (4 Rings)



LxWxH (mm)	FWHM	LED Package	LED Brand	Material	Application
Ø158x4.0	90°	2835/3030	Osram, Seoul, Lumiled, Bridgelux	PC	

## BO191-Aura-2835-3030-60° (6 Rings)



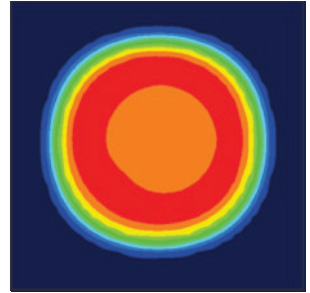
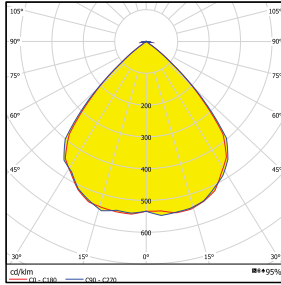

LxWxH (mm)	FWHM	LED Package	LED Brand	Material	Application
Ø185x4.0	60°	2835/3030	Osram, Seoul, Lumiled, Bridgelux	PC	


# AURA SERIES



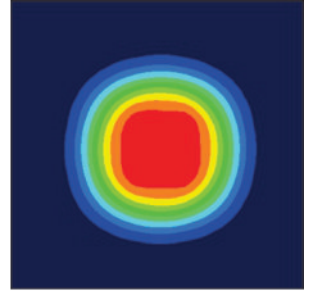
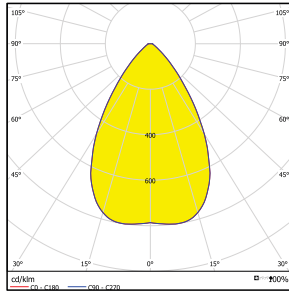
BEACON OPTRONICS  
The Shape of light

## BO195-Aura-2835-3030-90° (6 Rings)



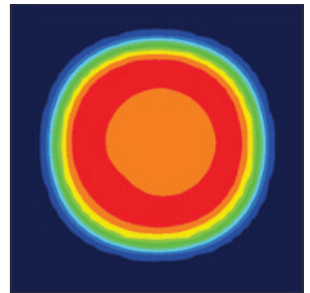
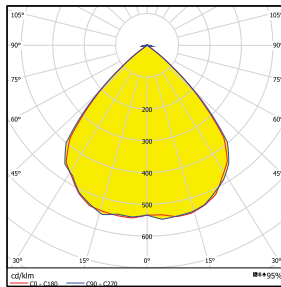
LxWxH (mm)	FWHM	LED Package	LED Brand	Material	Application
Ø185x4.0	90°	2835/3030	Osram, Seoul, Lumiled, Bridgelux	PC	

## BO192-Aura-2835-3030-60° (8Rings)



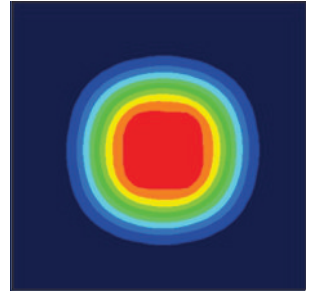
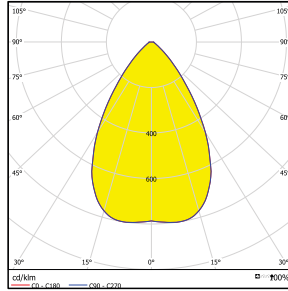
LxWxH (mm)	FWHM	LED Package	LED Brand	Material	Application
Ø225x4.3	60°	2835/3030	Osram, Seoul, Lumiled, Bridgelux	PC	

## BO196-Aura-2835-3030-90° (8 Rings)



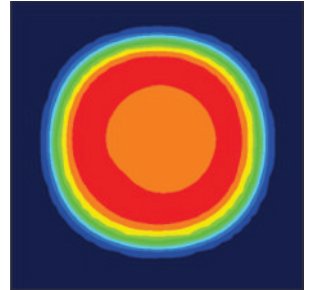
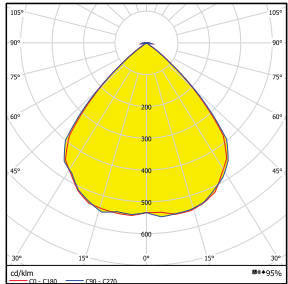

LxWxH (mm)	FWHM	LED Package	LED Brand	Material	Application
Ø225x4.0	90°	2835/3030	Osram, Seoul, Lumiled, Bridgelux	PC	


## BO193-Aura-2835-3030-60° (10 Rings)



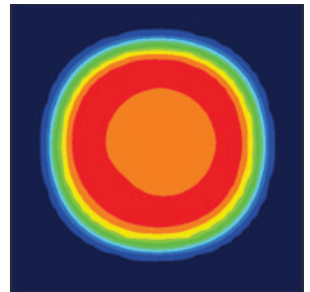
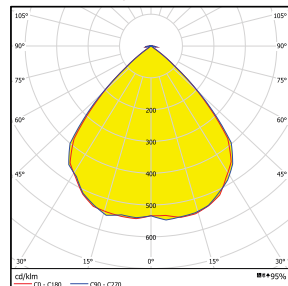
LxWxH (mm)	FWHM	LED Package	LED Brand	Material	Application
Ø259x4.3	60°	2835/3030	Osram, Seoul, Lumiled, Bridgelux	PC	

## BO197-Aura-2835-3030-90° (10 Rings)



LxWxH (mm)	FWHM	LED Package	LED Brand	Material	Application
Ø259x4.0	90°	2835/3030	Osram, Seoul, Lumiled, Bridgelux	PC	

## BO299-Aura-2835/3030-90° (5 Rings)



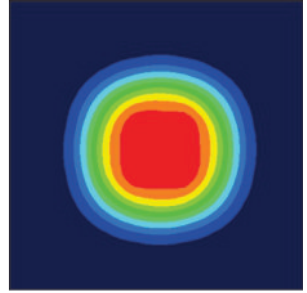
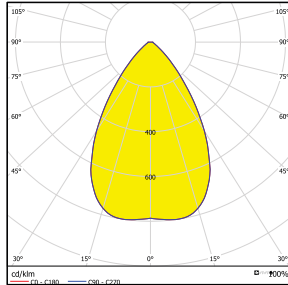
LxWxH (mm)	FWHM	LED Package	LED Brand	Material	Application
Ø162x9	90°	2835/3030	Osram, Seoul, Lumiled, Bridgelux	PC	

# AURA SERIES



BEACON OPTRONICS  
The Shape of light

BO322-Aura-2835/3030-60°(5 Rings)



LxWxH (mm)	FWHM	LED Package	LED Brand	Material	Application
Ø162x9	60°	2835/3030	Osram, Seoul, Lumiled, Bridgelux	PC	





**BEACON OPTRONICS**  
The Shape of light

# Galaxy Series (12x1)

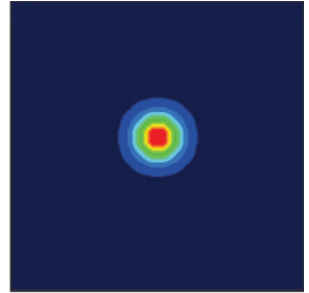
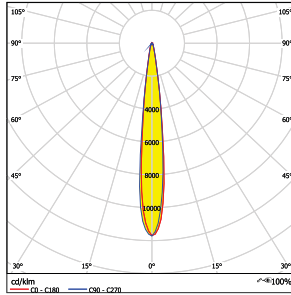

## IP 65 Lens Module

- Optimized for 5050 LED
- Higher efficiency
- Street Lighting, High Bay Lighting, Industrial Lighting, Stadium Lighting etc.



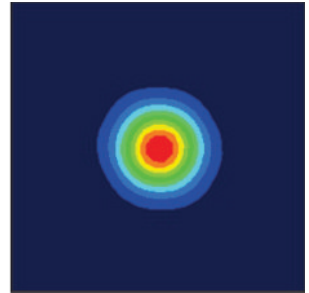
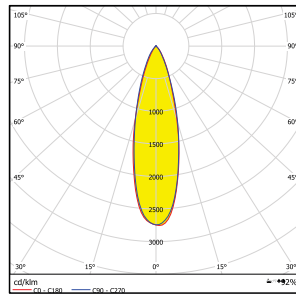



## BO206-Galaxy-12x1-5050-15°



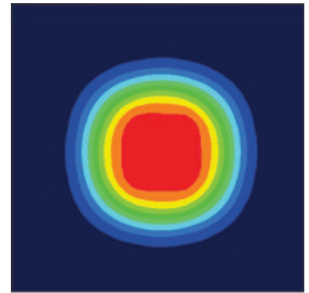
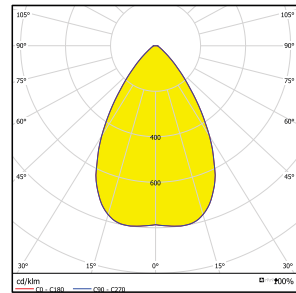
LxWxH (mm)	FWHM	LED Package	LED Brand	Material	Application
173X72X14.5	15°	5050	Cree, Osram, Seoul, Lumiled Bridgelux	PC	

## BO220-Galaxy-12x1-5050-25°



LxWxH (mm)	FWHM	LED Package	LED Brand	Material	Application
173X72X10.5	25°	5050	Cree, Osram, Seoul, Lumiled Bridgelux	PC	

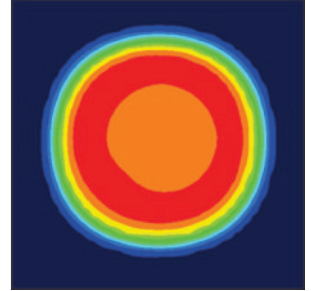
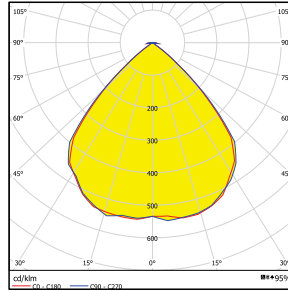
## BO221-Galaxy-12x1-5050-60°



LxWxH (mm)	FWHM	LED Package	LED Brand	Material	Application
173X72X6	60°	5050	Cree, Osram, Seoul, Lumiled Bridgelux	PC	

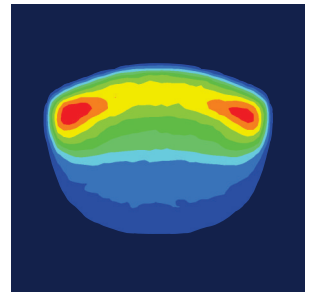
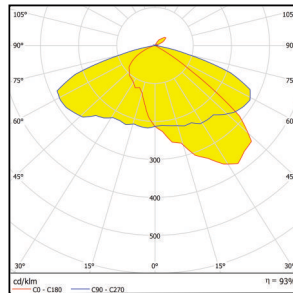



## BO222-Galaxy-12x1-5050-90°




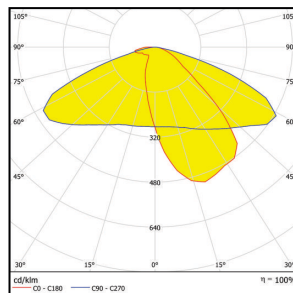
LxWxH (mm)	FWHM	LED Package	LED Brand	Material	Application
173X72X5	90°	5050	Cree, Osram, Seoul, Lumiled Bridgelux	PC	

## BO223-Galaxy-12x1-5050-Type II



LxWxH (mm)	FWHM	LED Package	LED Brand	Material	Application
173X72X5	Type-II	5050	Cree, Osram, Seoul, Lumiled Bridgelux	PC	

## BO354-Galaxy-12x1-5050-Type-II




LxWxH (mm)	FWHM	LED Package	LED Brand	Material	Application
173X72X6.5	Type-II	5050	Cree, Osram, Seoul, Lumiled Bridgelux	PC	



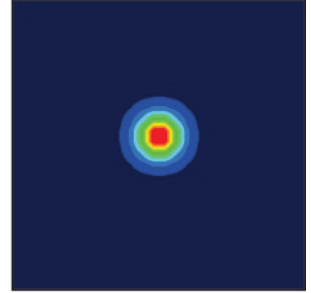
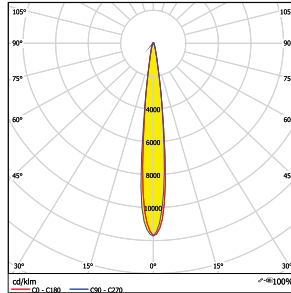
**BEACON OPTRONICS**  
The shape of light

# NOVA Series (46x1)

- Optimized for 5050 LED
- Higher efficiency
- High Bay Lighting, Industrial Lighting, Stadium Lighting etc.

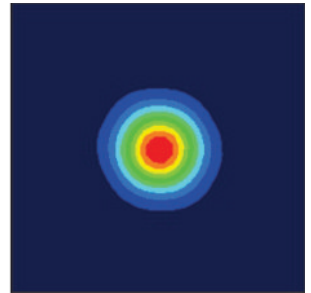
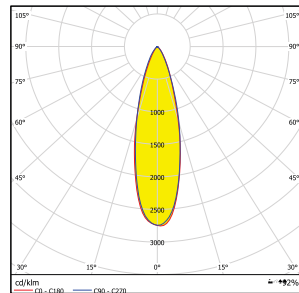


## BO212-Nova-46x1-5050-15°



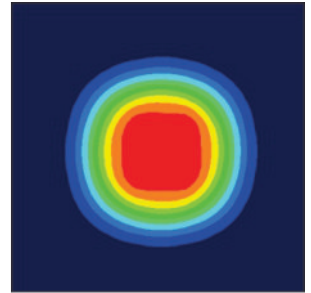
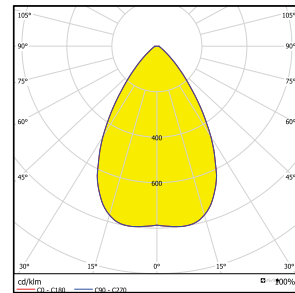
LxWxH (mm)	FWHM	LED Package	LED Brand	Material	Application
347X71X14.5	15°	5050	Cree, Osram, Seoul, Lumiled Bridgelux	PC	

## BO213-Nova-46x1-5050-25°



LxWxH (mm)	FWHM	LED Package	LED Brand	Material	Application
347X71X10.5	25°	5050	Cree, Osram, Seoul, Lumiled Bridgelux	PC	

## BO214-Nova-46x1-5050-60°



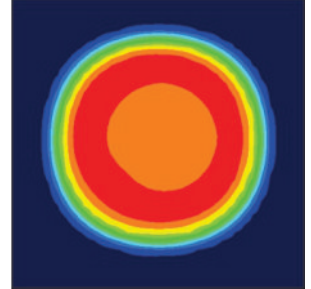
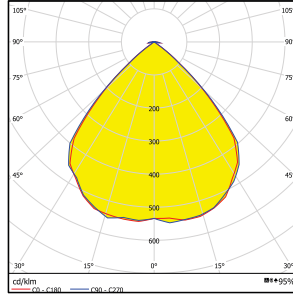
LxWxH (mm)	FWHM	LED Package	LED Brand	Material	Application
347X71X6	60°	5050	Cree, Osram, Seoul, Lumiled Bridgelux	PC	

# NOVA SERIES



BEACON OPTRONICS  
The Shape of light

BO215-Nova-46x1-5050-90°



LxWxH (mm)	FWHM	LED Package	LED Brand	Material	Application
347x70x6mm	90°	5050	Cree, Osram, Seoul, Lumiled Bridgelux	PC	




## Design Meets Light



BEACON OPTRONICS  
The Shape of light

# BRIGHT SERIES (48X1)

- Optimized for 2835/3030 LED
- Higher efficiency
- Highbay Lighting, Stadium Lighting, Industrial Ligting e.t.c



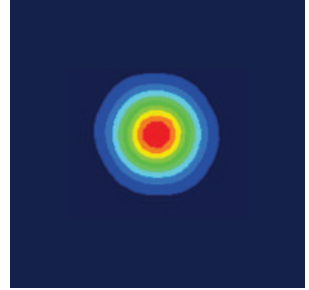
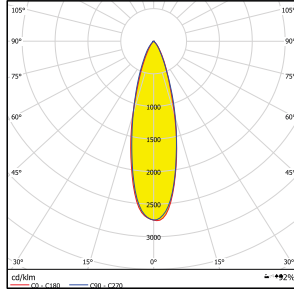

# BRIGHT SERIES



**BEACON OPTRONICS**  
The Shape of light

BO317-Bright-48x1-2835-3030-30°

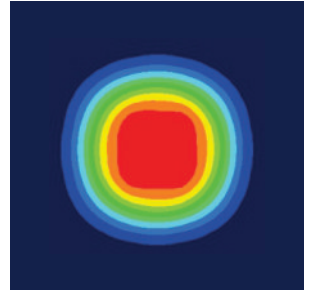
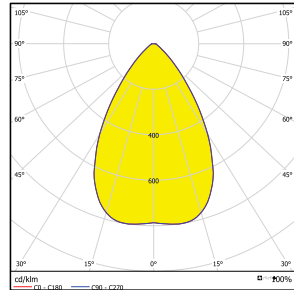

**Coming soon**



LxWxH (mm)	FWHM	LED Package	LED Brand	Material	Application
50X50X7.5	30°	2835/3030	Osram, Seoul, Lumiled, Bridgelux	PC	

BO318-Bright-48x1-2835-3030-60°

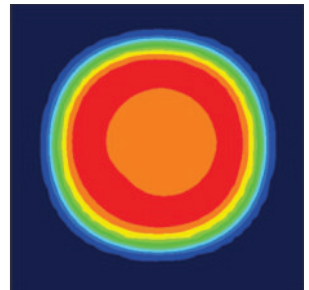
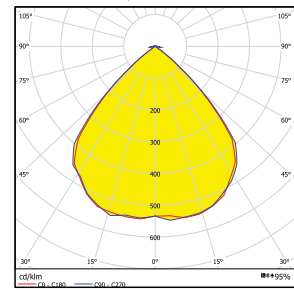

**NEW**



LxWxH (mm)	FWHM	LED Package	LED Brand	Material	Application
50X50X6.5	60°	2835/3030	Osram, Seoul, Lumiled, Bridgelux	PC	

BO319-Bright-48x1-2835-3030-90°

**NEW**



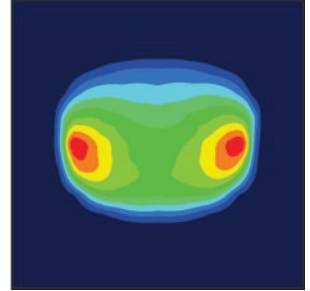
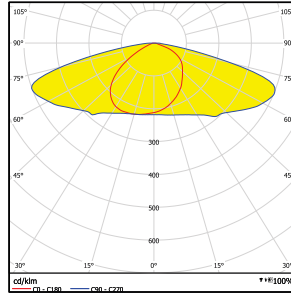

LxWxH (mm)	FWHM	LED Package	LED Brand	Material	Application
50X50X5.5	90°	2835/3030	Osram, Seoul, Lumiled, Bridgelux	PC	

# NON IP MISCELLANEOUS ITEM




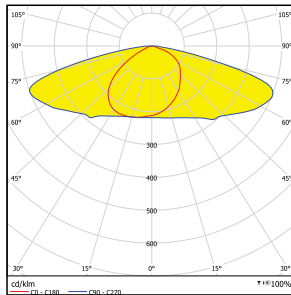

BEACON OPTONICS  
The Shape of light

## BO47-30x1-2835/3030-Type-II



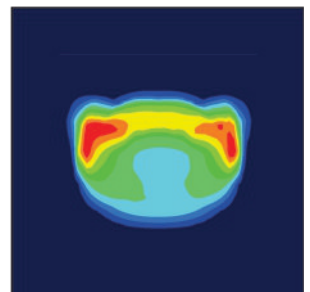
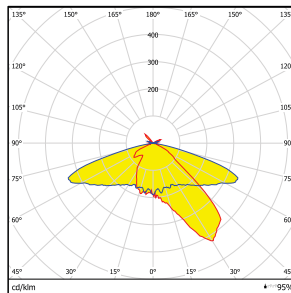
LxWxH (mm)	FWHM	LED Package	LED Brand	Material	Application
50x50x4.8	Type-II	2835/3030	Cree, Osram, Seoul, Lumiled Bridgelux	PC	

## BO48-28x1-2835/3030-Type-II



LxWxH (mm)	FWHM	LED Package	LED Brand	Material	Application
50x50x4.8	Type-II	2835/3030	Cree, Osram, Seoul, Lumiled Bridgelux	PC	

## BO55-Galaxy-10x1-5050-Type-II



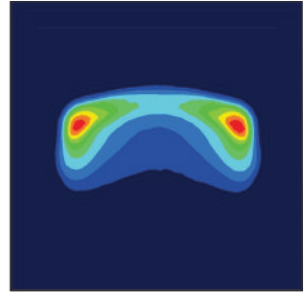
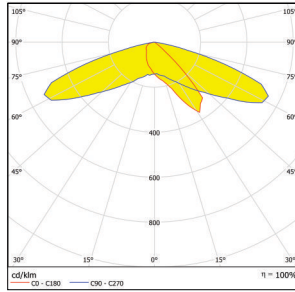

LxWxH (mm)	FWHM	LED Package	LED Brand	Material	Application
50x50x6.0	Type-II	5050	Cree, Osram, Seoul, Lumiled Bridgelux	PC	

# NON IP MISCELLANEOUS ITEM



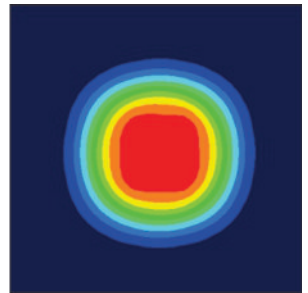
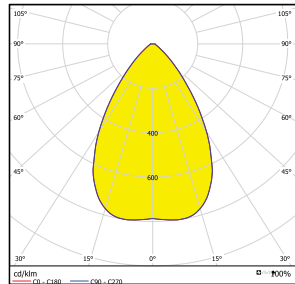

BEACON OPTRONICS  
The Shape of light

## BO107-Custom-9x1-5050-Type-IIS



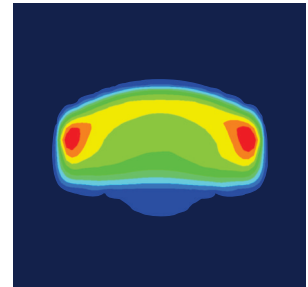
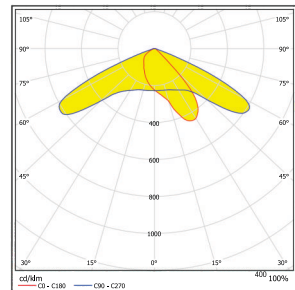

LxWxH (mm)	FWHM	LED Package	LED Brand	Material	Application
67x46x8.4	Type-II	5050	Cree, Osram, Seoul, Lumiled Bridgelux	PC	Street, Factory, Tunnel

## BO65-Custom-52x1-2835/3030-60°



LxWxH (mm)	FWHM	LED Package	LED Brand	Material	Application
∅97x5.1	60°	2835/3030	Cree, Osram, Seoul, Lumiled Bridgelux	PC	Tunnel, Street, Factory, Warehouse

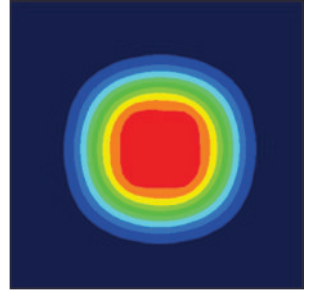
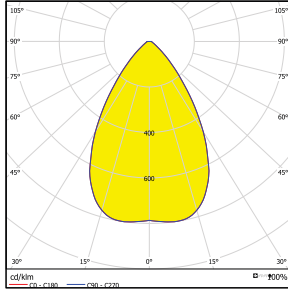

## BO270-Custom-9x1-5050-Typell



LxWxH (mm)	FWHM	LED Package	LED Brand	Material	Application
44.3x67x6.8	Type-II	5050	Cree, Osram, Seoul, Lumiled Bridgelux	PC	Street, Factory, Tunnel

# NON IP MISCELLANEOUS ITEM

BO255-Custom-30xI-2835/3030-60°



LxWxH (mm)	FWHM	LED Package	LED Brand	Material	Application
50x50x4.8	60°	2835/3030	Cree, Osram, Seoul, Lumiled Bridgelux	PC	



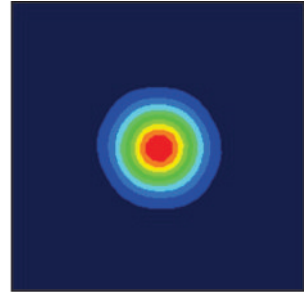
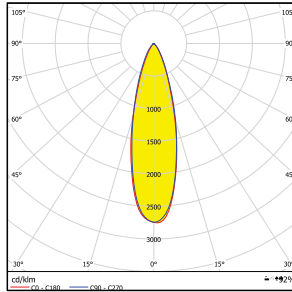

# MISCELLANEOUS ITEMS



**BEACON OPTRONICS**  
The Shape of light

BO40-8x1-3535/5050-25°

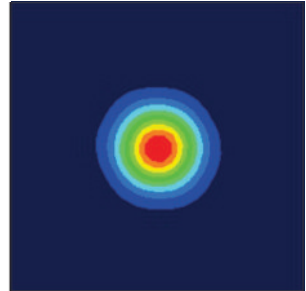
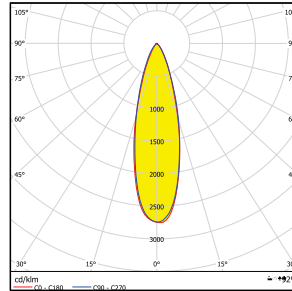

**A**



LxWxH (mm)	FWHM	LED Package	LED Brand	Material	Application
Ø72.5x10	25°	3535/5050	Cree, Osram, Seoul, Lumiled Bridgelux	PC	

BO181-6x1-3535/5050-25°

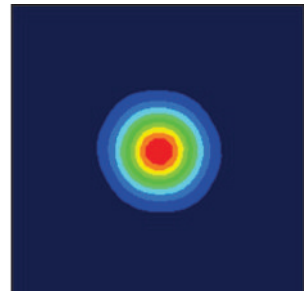
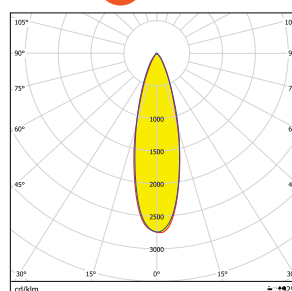
**A**



LxWxH (mm)	FWHM	LED Package	LED Brand	Material	Application
Ø60x10	25°	3535/5050	Cree, Osram, Seoul, Lumiled Bridgelux	PC	

BO81-6x1-3535/5050-25°

**A**



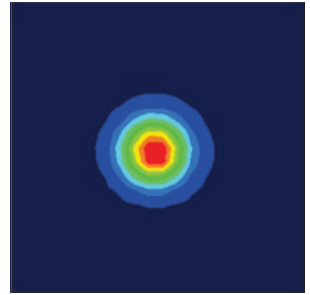
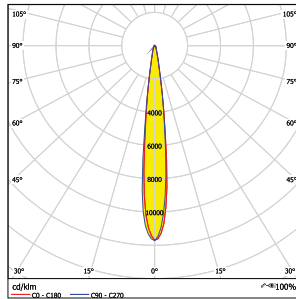

LxWxH (mm)	FWHM	LED Package	LED Brand	Material	Application
71.5x43.25x10	25°	3535/5050	Cree, Osram, Seoul, Lumiled Bridgelux	PC	

# MISCELLANEOUS ITEMS



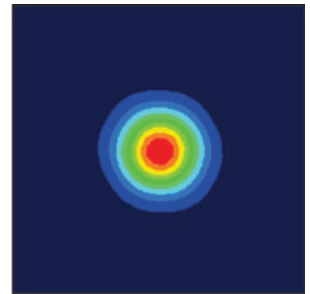
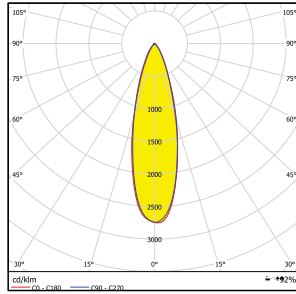
**BEACON OPTRONICS**  
The Shape of light

BO189-Ignite-6x1-5050-15°



LxWxH (mm)	FWHM	LED Package	LED Brand	Material	Application
71x43x16.8	15°	5050	Cree, Osram, Seoul, Lumiled Bridgelux	PC	

BO76-2x1-5050-25°



LxWxH (mm)	FWHM	LED Package	LED Brand	Material	Application
47x21.7x10	25°	5050	Cree, Osram, Seoul, Lumiled Bridgelux	PC	



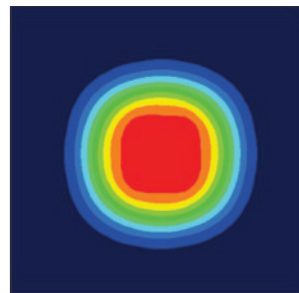
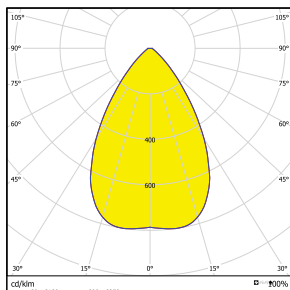

AUTOMOTIVE

# IP MISCELLANEOUS ITEM



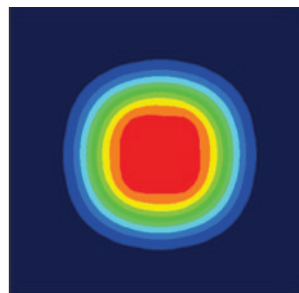
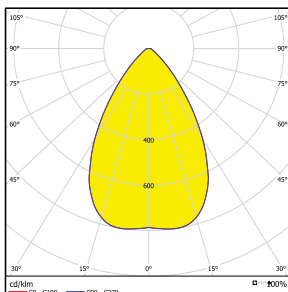
BEACON OPTRONICS  
The Shape of light

## BO203-Custom-40x1-5050-60°



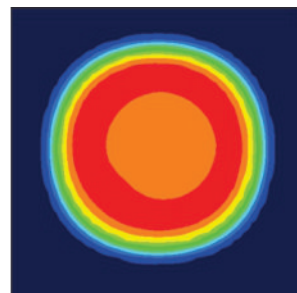
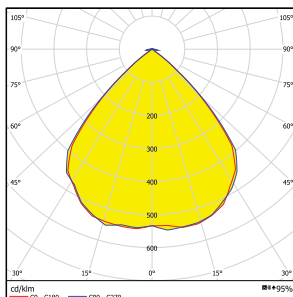
LxWxH (mm)	FWHM	LED Package	LED Brand	Material	Application
115x105x8	60°	5050	Cree, Osram, Seoul, Lumiled Bridgelux	PC	

## BO204-Custom-20x1-5050-60°



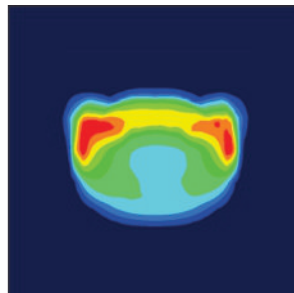
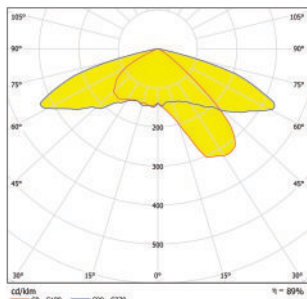

LxWxH (mm)	FWHM	LED Package	LED Brand	Material	Application
108x75x9.6	60°	5050	Cree, Osram, Seoul, Lumiled Bridgelux	PC	

## BO119-Custom-18x1-5050-90°



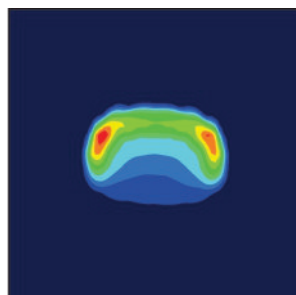
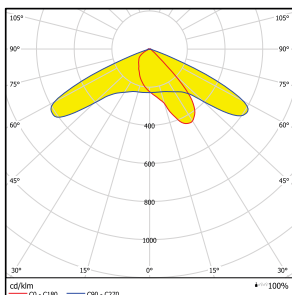

LxWxH (mm)	FWHM	LED Package	LED Brand	Material	Application
115x105x8	90°	5050	Cree, Osram, Seoul, Lumiled Bridgelux	PC	

## BO86-Custom-24x1-5050-Type-IIS



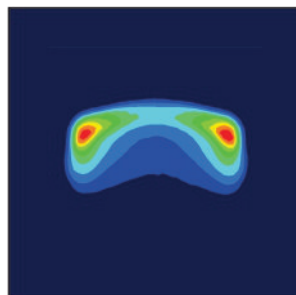
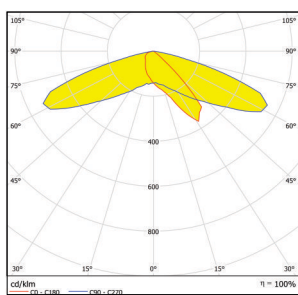

LxWxH (mm)	FWHM	LED Package	LED Brand	Material	Application
75.70x141.5x8.60	Type-II	5050	Cree, Osram, Seoul, Lumiled Bridgelux	PC	

## BO74-Custom-26x1-5050-Type II



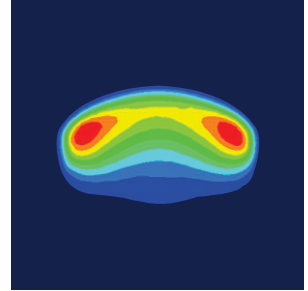
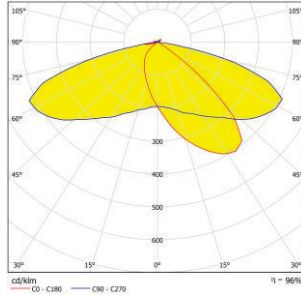

LxWxH (mm)	FWHM	LED Package	LED Brand	Material	Application
99.8x99.8x8.35	Type II	5050	Cree, Osram, Seoul, Lumiled Bridgelux	PC	

## BO75-Custom-29x1-5050-Type II



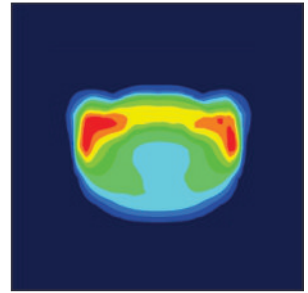
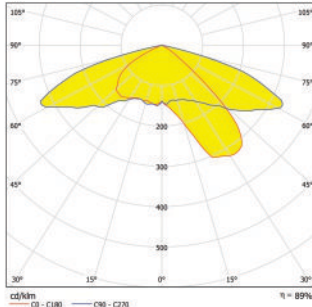

LxWxH (mm)	FWHM	LED Package	LED Brand	Material	Application
173.2x75x10	Type II	5050	Cree, Osram, Seoul, Lumiled Bridgelux	PC	

BO75.1-custom-29x1-5050-Typell



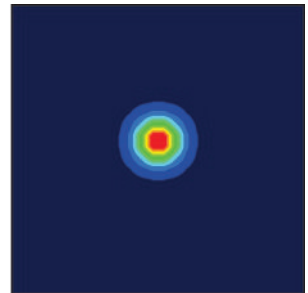
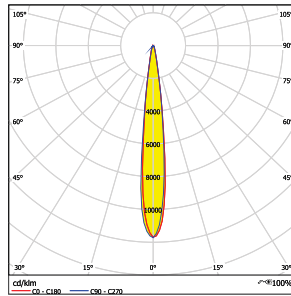

LxWxH (mm)	FWHM	LED Package	LED Brand	Material	Application
173.2x75x10	Type II	5050	Cree, Osram, Seoul, Lumiled Bridgelux	PC	Street, Parking, Tunnel

BO67-Custom-25x-5050-Type II



LxWxH (mm)	FWHM	LED Package	LED Brand	Material	Application
160.80x75.80x2.5	Type II	5050	Cree, Osram, Seoul, Lumiled Bridgelux	PC	Street, Parking, Tunnel

BO83-Glow-18x1-5050-15°




LxWxH (mm)	FWHM	LED Package	LED Brand	Material	Application
500X50X14.5	15°	5050	Cree, Osram, Seoul, Lumiled Bridgelux	PC	General, Architecture

# IP MISCELLANEOUS ITEM



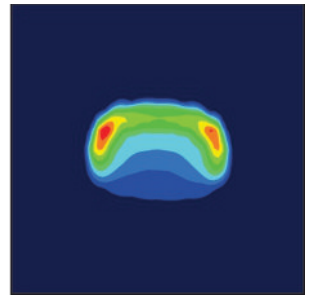
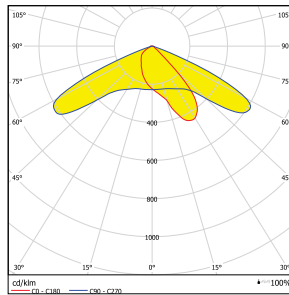

**BEACON OPTRONICS**  
The Shape of light

## BO150-Glow Plain PC Cover



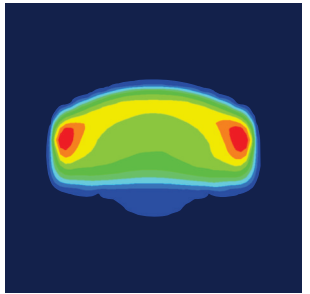
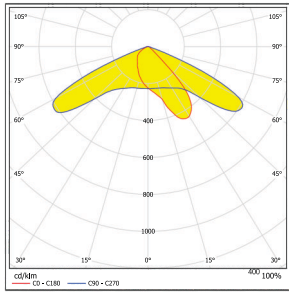

LxWxH (mm)	FWHM	LED Package	LED Brand	Material	Application
200x155x19.5			Cree, Osram, Seoul, Lumiled Bridgelux	PC	

## BO205-custom-16x1-5050-Typell



LxWxH (mm)	FWHM	LED Package	LED Brand	Material	Application
108x75x10	Typell	5050	Cree, Osram, Seoul, Lumiled Bridgelux	PC	

## BO236-Custom-25X1/5050-Type-II



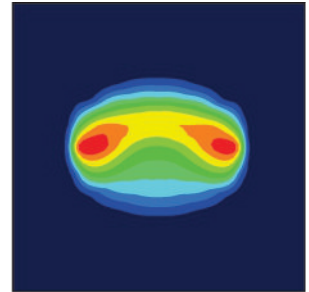
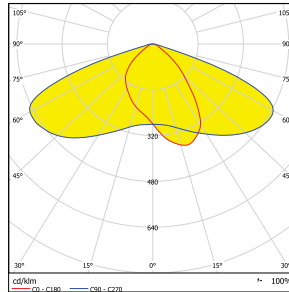

LxWxH (mm)	FWHM	LED Package	LED Brand	Material	Application
130x70x8.1	Type-II	5050	Cree, Osram, Seoul, Lumiled Bridgelux	PC	

# IP MISCELLANEOUS ITEM



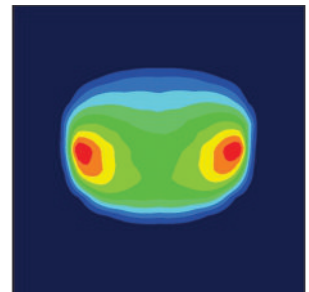
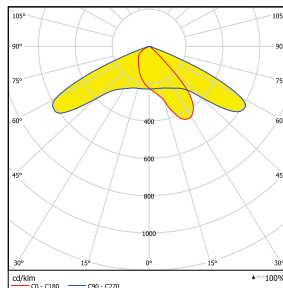
BEACON OPTRONICS  
The Shape of light

BO237-Custom-76XI-2835/3030-Type-II



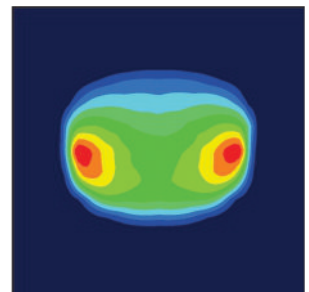
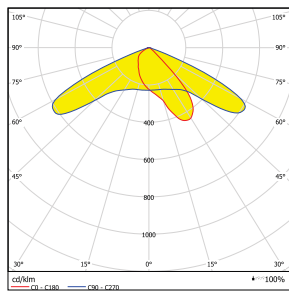

LxWxH (mm)	FWHM	LED Package	LED Brand	Material	Application
130x70x8.1	Type-II	2835/3030	Cree, Osram, Seoul, Lumiled Bridgelux	PC	

BO238-Custom-88XI-2835/3030-Type-II



LxWxH (mm)	FWHM	LED Package	LED Brand	Material	Application
190x74x8.6	Type-II	2835/3030	Cree, Osram, Seoul, Lumiled Bridgelux	PC	

BO244-Custom-36XI-2835/3030-Type-II



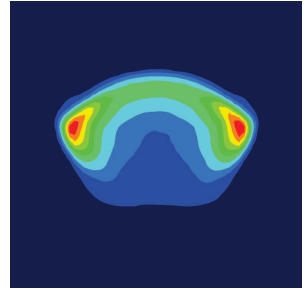
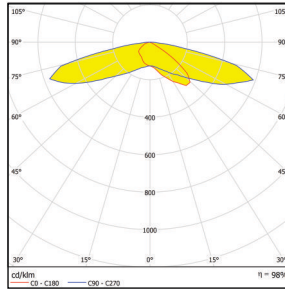

LxWxH (mm)	FWHM	LED Package	LED Brand	Material	Application
115x105x8.1	Type II	2835/3030	Cree, Osram, Seoul, Lumiled Bridgelux	PC	

# IP MISCELLANEOUS ITEM



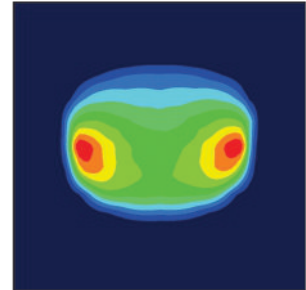
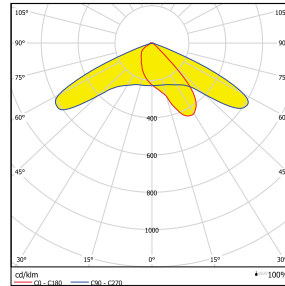

**BEACON OPTRONICS**  
The Shape of light

BO248-Custom-56XI-2835/3030-Type-II



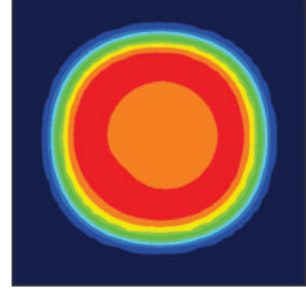
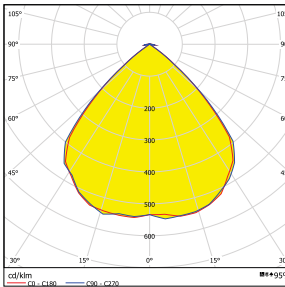
LxWxH (mm)	FWHM	LED Package	LED Brand	Material	Application
100x60x7.8	Type II	2835/3030	Cree, Osram, Seoul, Lumiled Bridgelux	PC	

BO249-Custom-112XI-2835/3030-Type-II



LxWxH (mm)	FWHM	LED Package	LED Brand	Material	Application
160x75x9.5	Type-II	2835/3030	Cree, Osram, Seoul, Lumiled Bridgelux	PC	

BO251-Custom-40XI-2835/3030-90°



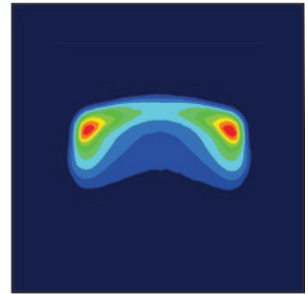
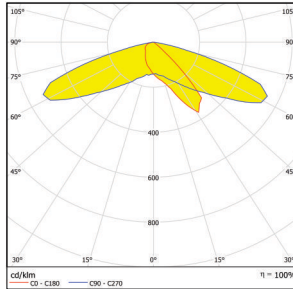

LxWxH (mm)	FWHM	LED Package	LED Brand	Material	Application
115X105X8	90°	2835/3030	Cree, Osram, Seoul, Lumiled Bridgelux	PC	

# IP MISCELLANEOUS ITEM



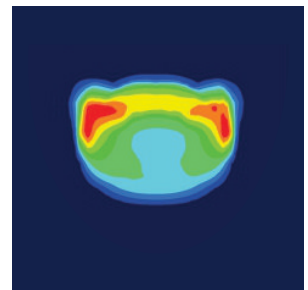
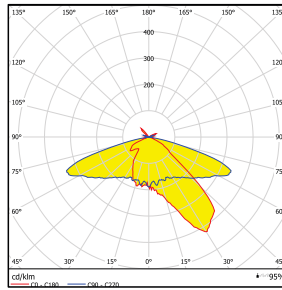

**BEACON OPTRONICS**  
The Shape of light

## BO254-44X1-5050-Typell



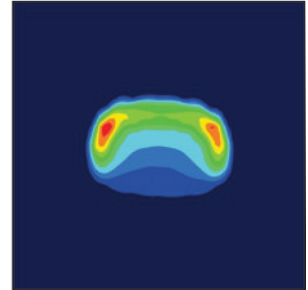
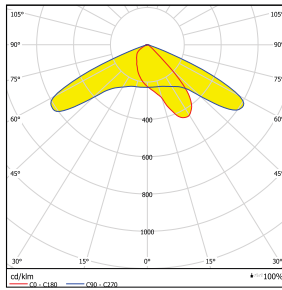

LxWxH (mm)	FWHM	LED Package	LED Brand	Material	Application
210X110X9.9	Type-II	5050	Cree, Osram, Seoul, Lumiled	PC	

## BO312-Custom-6X1-5050-



LxWxH (mm)	FWHM	LED Package	LED Brand	Material	Application
60x80x8		5050	Cree, Osram, Seoul, Lumiled Bridgelux	PC	

## BO265-Custom-20X1-5050-Typell



LxWxH (mm)	FWHM	LED Package	LED Brand	Material	Application
141X74.5X9.7	Type II	5050	Cree, Osram, Seoul, Lumiled Bridgelux	PC	






BEACON OPTRONICS

The Shape of light



BEACON OPTRONICS

The Shape of light



Mfd. By :

**BEACON OPTRONICS**

📍 Add.: Plot- F13 Sector-17, KaviNagar  
Industrial Area, Ghaziabad(U.P)-201002  
☎ Mob.: +919736365019  
☎ Tel.: +911204160430  
✉ Email: [info@beaconoptronics.com](mailto:info@beaconoptronics.com)  
🌐 Web.: [www.beaconoptronics.com](http://www.beaconoptronics.com)

Follow us on:



SCAN QR

